

Sliding Glass Doors


THERMA TRU[®]
DOORS



Expand your living space.

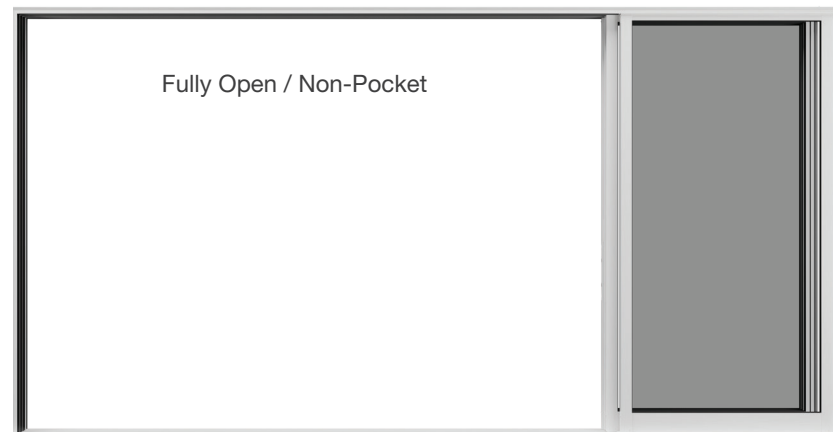
Enjoy expansive views and easy access to outdoor living spaces. Veris sliding glass door systems feature flexible designs with large panel sizes and a variety of configurations, including options for built-in pocket doors to deliver completely unobstructed views when fully opened.

Veris[™]
COLLECTION



Confidence in a Complete System

Create the ultimate open-air living experience with superior performance thanks to our full-system approach. With the Veris™ collection, each piece is engineered to work together seamlessly.



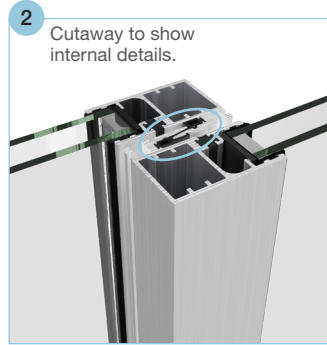


Standard

Thermally broken sills reduce the transfer of heat and cold through the door system for greater energy efficiency while reducing condensation buildup. Sills are available in **standard** and **flush** configurations.

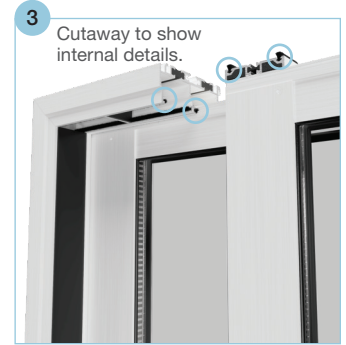


Flush*




2 Cutaway to show internal details.

A **hook rail** seals the opening between two closed panels to keep out drafts and the elements.

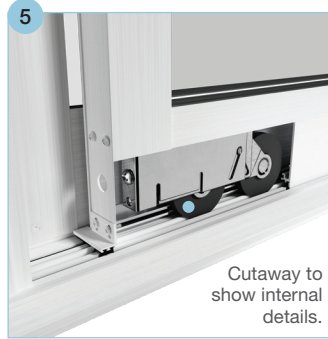


3 Cutaway to show internal details.


Designed to provide the best possible fit between panel and frame, the **weatherstrip** blocks moisture and drafts from entering the home.



The **Recessed handleset** offers clean style and is made in-house for quality control.



Engineered for smooth operation, **polymer rollers** quietly move door panels with precision **ball bearings** for sustained durability.



As part of a pocket unit, the **edge pull** begins the movement of the door panels when they are open. Made in-house for quality control.

This image not shown in system to the left.

*Door systems built with a flush sill have little resistance to water penetration and have a potential to leak if installed exposed to weather. We recommend these systems be installed away from weather under large soffits or overhangs.



V-2 Systems: Built for everyday life.

Our V-2 systems are designed to meet the needs for most homes and structures. Featuring our standard components that are quality tested for long-term use, the V-2 system is perfect for residential dwellings in most areas of the United States.

Maximum Height: 10'



Size Offering

System		2-Panel 2R, 2L				3-Panel 3R, 3L, 2L1R, 1L, 2R			3-Panel Pocket 3RP, 3LP			4-Panel 4R, 4L, 2L2R			4-Panel Pocket 4RP, 4LP			
		Width	2'6"	3'0"	4'0"	5'0"	3'0"	4'0"	5'0"	3'0"	4'0"	5'0"	3'0"	4'0"	5'0"	3'0"	4'0"	5'0"
Height	6'8"																	
	7'0"																	
	8'0"																	
	9'0"																	
	10'0"																	



Standard Lead Time



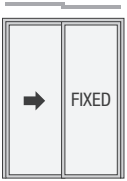
Extended Lead Time



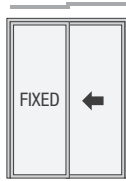
Configurations

Shown from the exterior side of the door system.

2 Panels

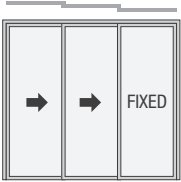


Left panel slides behind right panel.

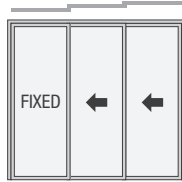


Right panel slides behind left panel.

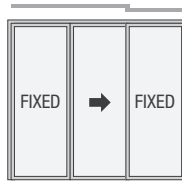
3 Panels



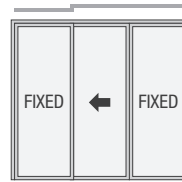
Left two panels slide behind right panel.



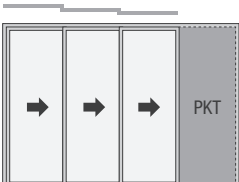
Right two panels slide behind left panel.



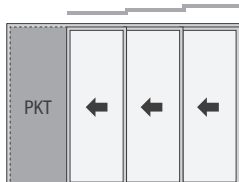
Center panel slides behind right panel.



Center panel slides behind left panel.

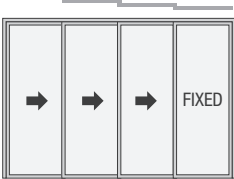


All three panels slide into a pocket to the right.

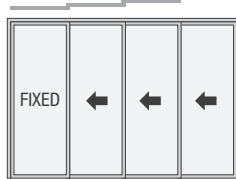


All three panels slide into a pocket to the left.

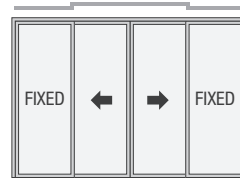
4 Panels



Left three panels slide behind right panel.



Right three panels slide behind left panel.



Two center panels slide behind each outer panel.



All four panels slide into a pocket to the right.



All four panels slide into a pocket to the left.

Glass Options



Enhanced Low-E

Blocks 95% of the sun's harmful UV rays, helping to preserve the color and materials of your interior furnishings, draperies and wall treatments.*



Low-E

Delivers exceptional energy efficiency, retaining heat in the winter and reflecting it in the summer.



Turtle with Low-E

Tinted gray to reduce interior light projection as required near sea turtle nesting areas. Includes Low-E coating for exceptional energy efficiency.

Optional Neat+™ Coating

All Low-E glass in the Veris collection is available with Neat+ coating. This low-maintenance coating is designed to help keep glass clear and free of watermarks, reducing the need for cleaning.*




Without Neat+ Coating


With Neat+ Coating

Divided Lites

Available Patterns



1X3



2X4


Grilles Between Glass (GBGs)



GBGs are sealed between two panes of tempered glass for a smooth easy-to-clean surface.

Height: $\frac{5}{8}$ "
Depth: $\frac{3}{16}$ "

Finish Options for GBGs



White




Black

Split finish not available for GBGs.

Simulated Divided Lites (SDLs) with Grilles Between Glass (GBGs)

SDLs are adhered to the interior and exterior panes of tempered glass and are finished to complement the door system. For a more authentic divided lite look, SDLs are layered over black GBGs.



Flat Profile

Height: $\frac{3}{4}$ "
Depth: $\frac{5}{32}$ "

Screen Options by Genius

Welcome a fresh breeze into the home while keeping insects and debris out. Sheer screens glide open and shut with the touch of a finger and include convenient latching options at the center, right or left to best fit the home.

Screens are pre-assembled for fast and easy installation compared to other screens. Screens are installed on the exterior side. Available in white and black.

ZigZag2 Screens

- Designed to fit standard openings.
- Maximum Height: 8'
- Maximum Unit Width: 12'

Sheer Classic Screens

- Designed to fit wide openings.
- Feature a thin flat bottom guide.
- Maximum Height: 10'
- Maximum Single Panel Width: 57-½"
- Overall Width Sized to Unit



Scan to learn more about screen options.

THERMA TRU
DOORS

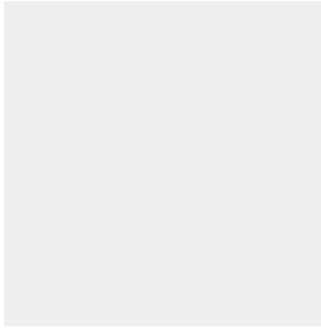


Finish


Choose from an on-trend assortment of finishes designed to complement most homes.

Standard Lead Powder Coated

Similar to semi-gloss finish.



White




Black

Standard Lead Anodized

Similar to eggshell finish.




Clear




Dark Bronze

Extended Lead Powder Coated


Similar to semi-gloss finish.



Bone White



Sandstone




Fashion Gray



Charcoal

Order 3-1/8" x 4" samples
of finish colors at
store.thermatru.com.

Sills



Standard Sill



Flush Sill*

Sill Finish Options


- Clear Anodized
- Dark Bronze Anodized

*Door systems built with a flush sill have little resistance to water penetration and have a potential to leak if installed exposed to weather. We recommend these systems be installed away from weather under large soffits or overhangs.


Note: Finish colors may vary from an actual application due to fluctuations in finishing or printing. See your Therma-Tru seller for details on the Veris collection limited finish warranty and exclusions.

Handlesets


Active handlesets come standard with thumbturn interior lock with keyed exterior.




Ergonomic




Recessed



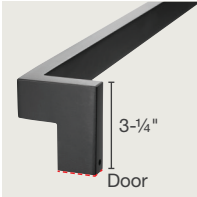
Inspira



View from top / bottom of handleset.




Verge




View from top / bottom of handleset.

Linear pulls are sized proportionally to the door height and will feature a third connection point for 9'0" and 10'0" doors.


Handleset Finish Options




Black




White




Silver Matte




Satin Nickel




Dark Bronze Anodized



Clear Anodized



Black Nickel



Brushed Nickel


Inspira and Verge handlesets deliver the minimalist style of a modern door pull. Features a lock with thumbturn on the interior.

Availability

	Black	White	Silver Matte	Satin Nickel	Dark Bronze Anodized	Clear Anodized	Black Nickel	Brushed Nickel
Ergonomic								
Inspira								
Verge								
Recessed								

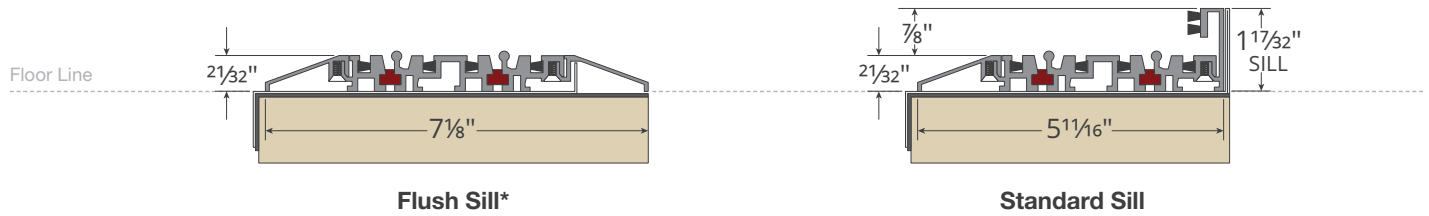
Standard Lead Time
 Extended Lead Time
 Not Available

V-2 Details

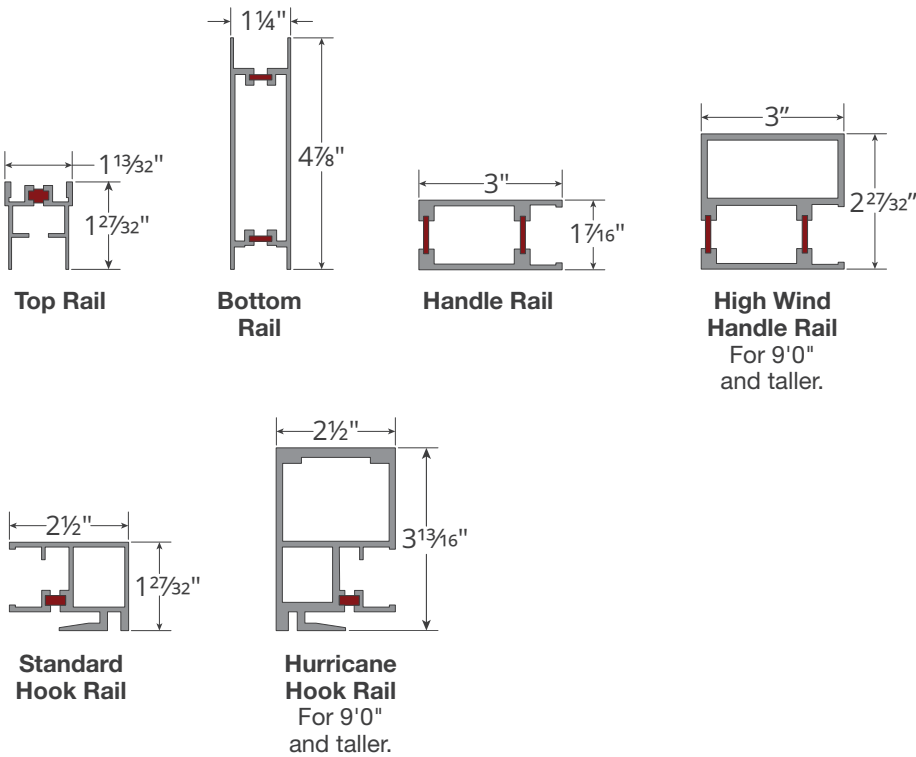
 Thermal Break

Veris glass door systems feature thermal breaks, shown here in red.

Sills



Vertical & Horizontal Rails



Scan to learn more.

*Door systems built with a flush sill have little resistance to water penetration and have a potential to leak if installed exposed to weather. We recommend these systems be installed away from weather under large soffits or overhangs.



About the Veris™ Collection

Therma-Tru's Veris collection is manufactured by Solar Innovations – a recently acquired brand of Therma-Tru. Solar Innovations brings more than 20 years of open-air living product innovations, including these high-performing door systems. Featuring expansive glass, these door systems are ideal for contemporary front entries and connecting indoor and outdoor spaces around the home.

Lifetime Durability & Performance

Designed for easy, worry-free operation, we're so confident in our fully engineered systems that we back them with a 1x transferable lifetime limited warranty for peace of mind.

In addition, the finish is covered by a balance-transferable 10-year limited warranty.

Visit VerisCollection.com for details on limited warranties and exclusions.

LIFETIME
LIMITED
WARRANTY
TRANSFERABLE

10YEAR
LIMITED
WARRANTY
TRANSFERABLE



THERMA-TRU
DOORS

Where Home Begins™

thermatru.com

1-800-THERMA-TRU (843-7628)

1750 Indian Wood Circle
Maumee, OH 43537



#thermatru

©2023 Therma-Tru Corp. All rights reserved. All trademarks and images featured are owned by their respective company and used with permission. Registered trademarks are registered in the U.S. and may be registered internationally. Therma-Tru Corp. and Solar Innovations LLC are part of Fortune Brands Innovations, Inc. – an industry-leading home and security products company. Neat+ is a trademark of Cardinal Glass Industries Inc. and is used here with permission.

Part #MAFVRSSDS23 MTZT / JAN 2023



Scan to learn more.