

HB&G[®]



It's a way of life...

Contents

New Products for 2016	4
The PermaCast® Column Collection ...	8
Perma Caps and Bases	17
PermaWrap® Collection	19
RigidWrap™ FAWP	22
PermaSnap™	23
PermaLite® Columns	24
Aluminum Columns	28
Architectural Wood Columns.....	30
Wood Columns.....	31
The PermaPost® Collection.....	33
Wood Posts	35
Vinyl Post Wrap	35
PermaPorch® Railing.....	36
Builder Select Railing	40
Balustrade Systems	42
PermaPorch® Ceiling.....	47
PVC Pergola Systems.....	48
Fiberglass Pergolas	49
Outdoor Accessories.....	50
Brackets.....	51
Medallions	52
Architectural Services	53
Warranty.....	54

The traditional American front porch... it's where we welcome friends and family into our home. It's where we sit and enjoy their company. It's the place where we go to escape the stress of daily life and take the time to sit back, relax, and enjoy life.

The last thing you want to worry about is the work required to keep your porch beautiful, and that's where HB&G can offer you the solution of a lifetime.

HB&G offers a wide variety of porch and outdoor living products to help you create the design that best suits your way of life. Best of all, many of our products require little or no maintenance and come with a solid warranty.

The following pages include everything you need to know to build a beautiful, enduring structure that will improve the quality of your life.

The Quality of Life.

In today's fast paced world, few of us have extra time to spend. HB&G understands that. That's why our porch and outdoor living products are the easiest to install and require little to no maintenance.

Additionally, with our PermaCast® products you will not have to waste time replacing them... not today, or even years from now. Let the quality of our beautiful porch products improve the quality of your life.




New Products for 2016.

Innovation has always been an important component of our success at HB&G. That tradition continues with the products being introduced this year. As always the new products are developed to address design trends, changes in construction methods, and to make installation easier.



RigidWrap™ FAWP

Tired of the issues with the use of 4x4s as a structural support inside cPVC columns? Need a secure connection at the floor and beam/header? RigidWrap™ is being introduced to address these issues and more. RigidWrap™ is a fully assembled cPVC column with an aluminum post, 2 brackets and required hardware. The easy to install RigidWrap™ delivers wind up lift resistance by creating a secure connection from floor to beam/header and is load bearing. The aluminum post and brackets may also be purchased separately for use with PermaWrap® L-Assembly columns or PermaSnap™ Column Wraps. To learn more on RigidWrap™ FAWP see page 22.




Porch-Loc™

Securing and delivering wind uplift is also required for porch posts. Porch-Loc™ is a set of skirts, brackets and hardware that are used to secure our PermaPost® synthetic porch posts. Our PermaPosts® are already load bearing, but with the addition of Porch-Loc™ they deliver wind uplift resistance. The new injection molded skirts are included in the kit. They are truly a low maintenance finish to the installation of our low maintenance PermaPost®. To learn more on Porch-Loc™ see page 34.

Column-Loc™

RigidWrap™ and Porch-Loc™ join Column-Loc™ as solutions developed by HB&G to meet changes in home construction requirements while making installation easy and cost effective. To learn more on Column-Loc™ see pages 10-12.





PermaPorch® Ceilings

Our PermaPorch® Ceiling has been redesigned and is now pre-finished with a white or blue capstock. The new 5-1/2" width is available in 12' and 16' lengths. Complete your porch product with the new and improved low maintenance PermaPorch® Ceiling. To learn more on PermaPorch® Ceiling see page 47.



Low Profile Cap and Base Sets

HB&G is introducing low profile polyurethane cap and base sets for its popular 6"-12" PermaCast® and PermaLite® square columns. The Colonial caps and bases are designed to reduce trimming the base when used with railing or when a low profile finish is desired. To learn more see pages 17 and 27.

Code Compliance

In the building products industry, building codes are routinely reviewed and changed to ultimately provide continual and increased safety to the consumer. As a result of recent updates to building codes specifically as they pertain to our products, there have now been changes made to the testing requirements, procedures and safety factors for some of those products. HB&G has tested and evaluated our products based on those changes. Technical bulletins have been created to explain the changes and provide the updated allowable loads. They can be found at www.hbgcolumns.com.

PermaCast® Craftsman Column Expansion

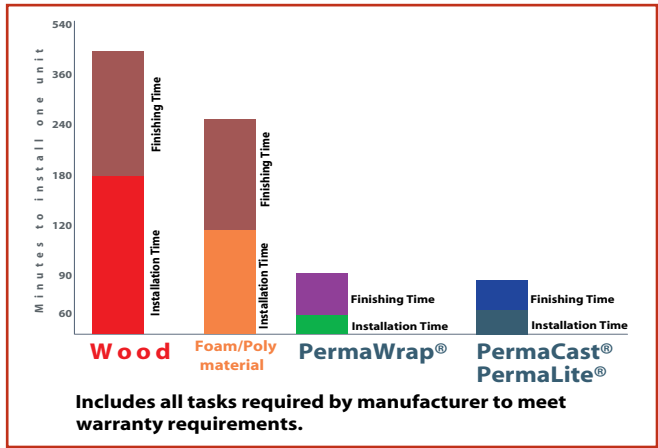
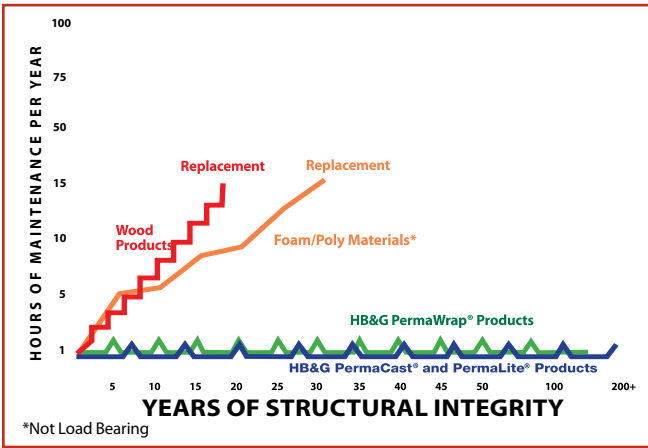
HB&G is expanding their popular offering of easy to install, load bearing, low maintenance PermaCast® Craftsman Columns with the addition of 4 sizes. These additions join the 8 PermaCast Craftsman columns sizes already offered. To learn more on PermaCast® Craftsman Columns see page 14.



Outdoor Living Products

Last year HB&G introduced its new line of stock, structural fiberglass pergolas that joined our cPVC offerings. This year the offerings are expanding to add customization options, eye brow/ trellises, privacy screens and arbors. Customization options including color, rafter tails and shade options. To learn more see page 50.





Selection

HB&G offers the widest selection of porch products available on the market. With a variety of sizes and styles, HB&G has the porch accessories to meet the needs of any project.

Ease of Use

Time is money, and with HB&G products, not only do you save time on the installation, you'll also save a considerable amount of money maintaining your porch accessories over the lifetime of the product.

*Many of the HB&G products can be installed in $\frac{1}{3}$ of the time of traditional wood products.

Warranty

	1 Yr.	10 Yr.	25 Yr.	Limited Lifetime
PermaCast® *				
PermaLite®				
PermaWrap®				
RigidWrap™				
PermaSnap™				
PermaPorch® Railing				
PermaPost®				
Balustrade				
PermaPorch® Ceiling				
PVC Pergolas				
Fiberglass Pergolas				
Wood Columns				
Aluminum Columns				
Vinyl Post Wrap				
Builder Select Railing				

*Excludes Split Columns



The PermaPorch® Package

It's an effective way to coordinate all of your porch accessories. At HB&G, you will find an entire line-up of products that are made to work together, creating a beautiful, seamless, and cost-effective addition to your home. Enjoy the lasting beauty of columns or posts, a railing or balustrade system, medallions, brackets, and PermaPorch® Ceiling, all from the company that is setting new standards in porch products and accessories.

Life, Liberty, and the Pursuit of Happiness.

Products to match your lifestyle, liberty from on-going maintenance, and time to spend pursuing the finer things in life are all obtainable through our wide selection of high-quality products for your porch or deck.



The broadest selection of shapes, sizes, and styles of columns on the market.

The **PERMA**Cast® Column Collection

- Weather Proof
- Insect Proof
- Load Bearing
- Low Maintenance

- Ready to Prime and Paint
- Limited Lifetime Warranty
- Custom Fluting Available
- Factory PermaPriming Available



24" Round PermaCast® Columns with
Roman Corinthian Capitals

Architectural Accuracy

In the first century B.C., Vitruvius, a Roman architect and engineer, wrote what has become the most influential work on classic form. In it, he elaborates on the discovery by the ancient Greeks of entasis, a gradual tapering of the upper two-thirds of the round column which offsets the undesirable illusion from eye level that the column shaft grows larger as it ascends. HB&G round columns hold true to this classic form.

HB&G PermaCast® Columns are available in round or square. The round columns are fluted, or plain, with or without the classic tapering of the upper two-thirds of the column. Square columns are available in a variety of styles as well, including plain or fluted, applied panel,

recessed panel, or the craftsman style column. The PermaCast® capitals and bases are made from durable low-maintenance materials, and like the columns, they maintain architectural authenticity and historical accuracy.



Round Plain
(page 10)

Round Fluted
(page 10)

Round No-Taper
(page 11)

Square Fluted
(page 12)

Square
Recessed Panel
(page 13)

Square
Applied Panel
(page 12)

Plain Square
(page 12)

Craftsman
(page 14)



Tuscan Cap (Round)



Tuscan Cap (Square)



Doric Cap (Round)




Colonial Cap
(Round)



Attic Base
(Round)



Crown Cap or Base



Tuscan Base Poly/Fiberglass
(Round)



Tuscan Base (Square)



Doric Base (Round)



Colonial Base (Round)



Attic Base (Square)



PermaTuff™ Tuscan Base



Roman Ionic



Greek Ionic



Temple of the Winds



Roman Corinthian



Scamozzi



Colonial Cap (Square)



Roman Ionic (Square)



Greek Ionic (Square)



Temple of the Winds (Square)



Roman Corinthian (Square)



Scamozzi (Square)




Colonial Base (Square)

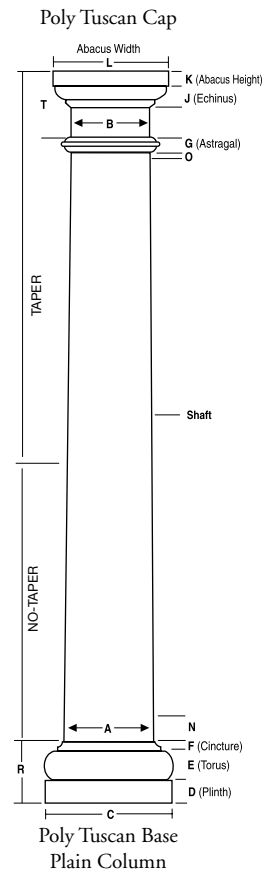
See pages 16 and 17 for cap and base dimensions.

Round PERMACast® Columns

ROUND PERMACAST® COLUMN DIMENSIONS (IN INCHES)*

COL. SIZE	A	B	C	D	E	F	G	J	K	L	O	N	R	T	LENGTHS AVAIL. (ft.)
6"	5 3/8"	4 3/8"	9"	1 1/8"	1 1/8"	3/16"	3/4"	1 1/4"	1 3/8"	8"	1"	6 3/4"	3 1/16"	4 7/16"	4,6,8
8"	7 3/8"	6 3/4"	10 1/2"	1 7/8"	1 3/4"	3/4"	3/4"	1 1/4"	1 1/2"	9 3/4"	1/2"	2 1/4"	4 3/8"	4 1/2"	5,6,8,10,12
10"	9 3/8"	8 3/4"	13 3/8"	2 3/8"	2 1/8"	3/4"	3/4"	1 1/4"	1 1/4"	11 1/4"	3/8"	2 1/4"	5 1/4"	5"	6,8,10,12
12"	11 3/8"	9 3/4"	16 1/2"	2 7/8"	2 3/8"	7/8"	1 1/16"	1 1/4"	2 1/4"	13 3/4"	3/4"	2 5/8"	6 3/8"	5 3/4"	6,8,10,12,14,16,18
14"	13 3/8"	11 3/4"	19 1/2"	3 3/8"	3 1/8"	1 1/8"	7/8"	2"	2 1/8"	17"	7/8"	2 5/8"	7 7/8"	7"	8,9,10,12,14,16,18
16"	15 3/4"	13 3/8"	22 3/8"	4"	3 1/2"	1 1/8"	1"	2 1/4"	3"	19 3/4"	1"	3"	8 3/8"	8"	8,10,12,14,16,18,20
18"	17 1/2"	15 3/8"	24 3/4"	4"	4"	1 1/8"	1 1/8"	2 3/4"	3 3/8"	22 3/8"	1 1/2"	10 3/4"	9 3/8"	8 7/8"	10,12,14,16,18,20,22,24,26
20"	19 1/2"	17 1/16"	27"	4 3/4"	4 1/2"	2"	1 1/16"	2 7/8"	3 3/8"	24 3/16"	1 1/2"	10 3/4"	11 1/4"	9"	10,12,14,16,18,20,22,24
22"	21 3/8"	19 3/4"	30 3/4"	5 3/8"	4 7/8"	2"	1 1/8"	3"	3 3/4"	27 1/2"	1 1/2"	10 3/4"	12 1/4"	10 3/4"	16,18,20,22,24,26
24"	23 3/8"	21 3/4"	33 1/2"	5 7/8"	5 1/4"	2 3/16"	2 3/16"	3 3/2"	4 1/16"	30 1/2"	1 1/2"	10 3/4"	13 3/8"	11 1/8"	12,14,16,18,20,22,24,26,28,30
28"	28"	24 3/4"	38"	6 3/4"	6"	2 3/4"	2 1/2"	3 3/4"	4 3/4"	33 3/8"	1 1/2"	10 3/4"	15 1/2"	11 1/4"	20,22,24,26,28
30"	29 3/8"	26 1/2"	41 1/8"	6 1/2"	5 7/8"	2 1/2"	3 1/16"	4"	4 3/8"	38 3/4"	1 1/2"	10 3/4"	14 7/8"	14 7/8"	20,22,24,26,28,30

*There may be a variance of up to 1/4" in all dimensions. Fluted columns available in all diameters. See page 14 for Parallel dimensions. See page 16 for Ornamental Capital dimensions.  Standard Fluted Column (Fluted in mold)



COLUMN-LOC™

Column-Loc™ creates a continuous connection from floor to beam/header without the expense of splitting and reattaching the column. This labor saving product is easy to install and delivers wind uplift resistance especially important in coastal and high wind areas. Currently available for 8 and 10" round (tapered and no-taper) and square PermaCast® columns. Kits are available with and without threaded rod.



ROUND PERMACAST® INSIDE DIMENSIONS

Inside dimension may vary up to 1/8". Splitting a column will decrease inside dimension 1/8".



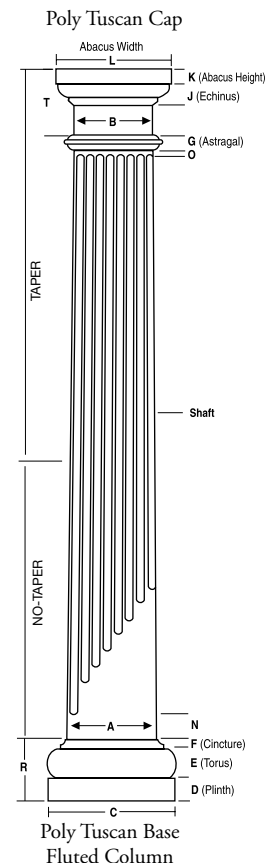
COLUMN SIZE	TOP I.D.	BOT I.D.
6"	3 7/8"	4 3/8"
8"	5 1/2"	6 3/8"
10"	7 3/8"	8 3/8"
12"	8 3/8"	10 3/8"
14"	10 3/8"	12 3/8"
16"	12 3/8"	15"
18"	14 3/8"	16 3/8"
20"	16 3/8"	19"
22"	18 3/4"	20 3/8"
24"	20 3/4"	22 3/8"
28"	22"	26 1/2"
30"	25 1/4"	28 3/8"

PLUMB-FIT®

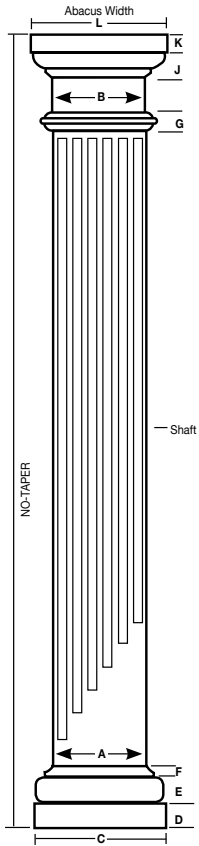
To make installation even easier our 6-12" round and square poly Tuscan Cap and Base Sets with flashing cap now come with the Plumb-Fit® installation system included.

SPLIT COLUMN ASSEMBLY KITS (FLANGE KIT)

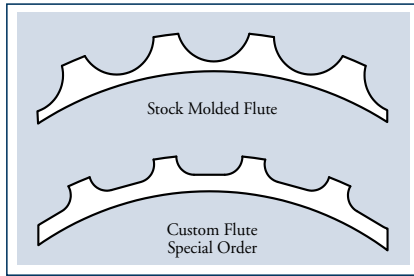
HB&G offers a split column assembly kit that utilizes a mechanical fastening system for easy and secure assembly. This kit can be purchased separately when ordering a factory split column or they can be ordered pre-installed on factory split columns. This kit is available on select sizes.



Fluted Round **PERMA**Cast® Columns



PermaCast® No-Taper column with Poly Tuscan cap and base



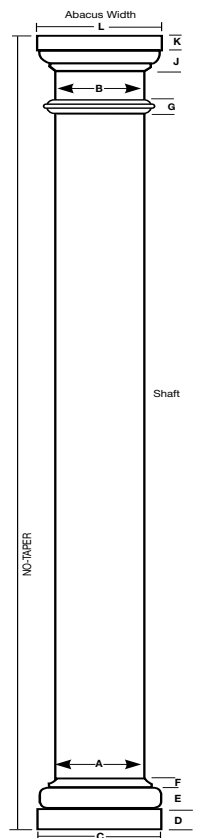
HB&G OFFERS TWO DISTINCTIVE TYPES OF FLUTES.

Stock Molded Flute: Available in diameters of 8" x 8' – 16" x 12' columns (See price guide for specific lengths available.) The stock molded flute is part of the manufacturing process and cannot be altered.

Custom Flute: The custom flute is milled after the column is manufactured and can be modified to your specific length. All round PermaCast® columns, 6" x 4' – 30" x 30', are available with an optional custom flute. (Call a customer service representative for pricing and lead times.) Adjusted Flutes available.



Round No-Taper **PERMA**Cast® Columns




PermaCast® Plain No-Taper column with Poly Tuscan cap and base

ROUND NO-TAPER PERMACAST® COLUMN DIMENSIONS (IN INCHES)

Col. Size	A	B	C	D	E	F	G	J	K	L	Lengths Avail. (ft.)
8"	7 ⁵ / ₈ "	7 ⁵ / ₈ "	10 ¹ / ₂ "	1 ⁷ / ₈ "	1 ³ / ₄ "	3/4"	3/4"	1 ¹ / ₄ "	1 ¹ / ₂ "	10 ⁵ / ₈ "	6,8,9,10
10"	9 ⁵ / ₈ "	9 ⁵ / ₈ "	13 ¹ / ₈ "	2 ³ / ₈ "	2 ¹ / ₈ "	3/4"	3/4"	1 ¹ / ₄ "	1 ³ / ₄ "	12 ¹³ / ₁₆ "	6,8,9,10,12
12"	11 ⁵ / ₈ "	11 ⁵ / ₈ "	16 ¹ / ₂ "	2 ⁷ / ₈ "	2 ³ / ₈ "	7/8"	1 ³ / ₁₆ "	1 ³ / ₄ "	2"	15 ⁷ / ₈ "	6,8,9,10,12
14"	13 ⁵ / ₈ "	13 ⁵ / ₈ "	19 ¹ / ₂ "	3 ³ / ₈ "	3 ¹ / ₈ "	1 ¹ / ₈ "	7/8"	2 ¹ / ₄ "	3"	19 ¹ / ₈ "	6,8,9,10,12,14
16"	15 ³ / ₄ "	15 ³ / ₄ "	22 ¹ / ₈ "	4"	3 ¹ / ₂ "	1 ¹ / ₈ "	1"	2 ¹ / ₄ "	2 ³ / ₄ "	22"	6,8,9,10,12,14,16,18,20
18"	17 ¹ / ₂ "	17 ¹ / ₂ "	24 ³ / ₈ "	4"	4"	1 ⁵ / ₈ "	1 ¹ / ₈ "	2 ³ / ₄ "	3 ¹ / ₈ "	24 ⁵ / ₈ "	6,8,9,10,12,14,16,18,20
24"	24"	24"	33 ¹ / ₂ "	5 ³ / ₄ "	5 ¹ / ₄ "	2 ³ / ₁₆ "	2 ³ / ₁₆ "	3 ¹ / ₂ "	4 ¹ / ₈ "	33 ³ / ₈ "	8,10,12,14,16,18,24

Neck mould not included.
Flashing and Installation Kit not available with No-Taper Tuscan cap and base sets.

NECK MOULD FOR NO-TAPER COLUMN – SOLD SEPARATELY



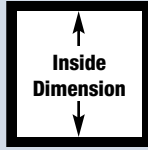
Square PERMACast® Columns

SQUARE PERMACAST® INSIDE DIMENSIONS

Inside dimensions may vary up to 1/8".

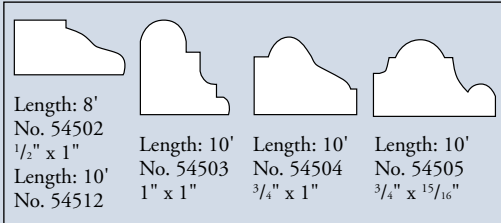
Splitting a column will decrease inside dimension 1/8".

COL. SIZE	INSIDE
6"	5 1/4"*
8"	6 7/8"
10"	9"
12"	11"
14"	12"
16"	14 3/4"



*Inside is Round

PANEL MOULDING FOR SQUARE PERMACAST®

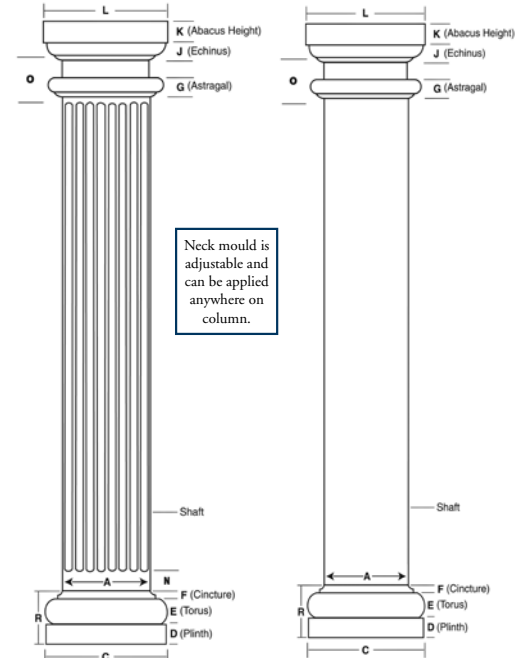


Plumb-Fit®

To make installation even easier our 6-12" round and square poly Tuscan Cap and Base Sets with flashing cap now come with the Plumb-Fit® installation system included.

Column-Loc™

Column-Loc™ creates a continuous connection from floor to beam/header without the expense of splitting and reattaching the column. This labor saving product is easy to install and delivers wind uplift resistance especially important in coastal and high wind areas. Currently available for 8 and 10" round (tapered and no-taper) and square PermaCast® columns. Kits are available with and without threaded rod.



PermaCast® Square Column shown fluted with Poly Tuscan Cap and Base.

PermaCast® Square Column shown plain with Poly Tuscan Cap and Base.

SQUARE PERMACAST® COLUMN DIMENSIONS (In Inches)*

Column Size	A	C	D	E	F	G	J	K	L	N	O	R	Lengths Available (ft.)
6"	6"	9 1/8"	1 1/16"	1 5/16"	5/16"	1"	1 1/4"	1 3/8"	9 1/8"	N/A	N/A	3 5/16"	6,8,9,10
8"	8"	11 1/8"	1 7/8"	1 3/4"	5/8"	1"	1 3/8"	1 3/8"	10 15/16"	4"	3 1/8"	4 1/4"	6,8,9,10,12
10"	10"	13 1/16"	2 1/4"	2 3/16"	3/4"	1"	1 1/4"	1 13/16"	12 3/4"	4"	4 1/8"	5 1/16"	51",6,8,9,10,12,14,16
12"	12"	16 1/16"	2 13/16"	2 1/8"	7/8"	1"	1 3/4"	2 1/16"	16 11/16"	N/A	N/A	6 1/16"	8,9,10,12,14,16,18
14"	14"	19 3/8"	3 1/8"	2 7/8"	1 1/16"	1 1/8"	2 1/16"	2 1/2"	19 1/16"	N/A	N/A	7 9/16"	8,10,12
16"	16"	22 1/8"	3 7/8"	3 3/8"	1 1/8"	1 1/8"	2 3/8"	2 3/4"	21 1/2"	N/A	N/A	8 3/8"	8,10,12,14,16,18,20

☐ Fluted Square.

*There may be a variance of up to 1/4" in all dimensions.

See page 16 for Ornamental Capital dimensions.

Versatility of Square Columns

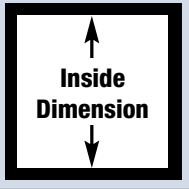
The design and versatility of an HB&G square column has enhanced its popularity with today's architects. The HB&G Square PermaCast® column lineup includes plain, recessed panel, and fluted styles. An unlimited combination of styles can be achieved by various uses of the panel moulding, neck moulding, and caps and bases. Additionally, the square column is not tapered and can be cut to any height without affecting the fit of the caps and bases.

Recessed Panel **PERMA**Cast® Columns

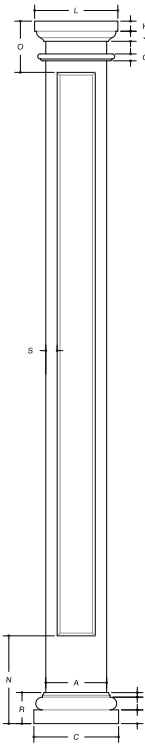
RECESSED PANEL INSIDE DIMENSION

Inside dimension may vary up to 1/8".
Splitting a column will decrease inside dimension 1/8".

Col. Size	Inside
8"	5-5/8"
10"	7-1/2"
12"	9-1/2"
14"	11"



**Inside
Dimension**




Neck mould is adjustable and can be applied anywhere on column.

Square Column with Poly
Tuscan Cap and Base

SQUARE RECESSED PANEL PERMACAST® COLUMN DIMENSIONS (In Inches)*


Column Size	A	C	D	E	F	G	J	K	L	N	O	R	S	Recess Depth	Lengths Available (ft.)
8"	8"	11 1/8"	1 7/8"	1 3/4"	5/8"	1"	1 3/8"	1 3/8"	10 15/16"	12"	7"	4 1/4"	1 1/2"	1/2"	8,9,10
10"	10"	13 1/16"	2 1/4"	2 3/16"	3/4"	1 1/4"	1 1/4"	1 13/16"	12 3/4"	14 1/2"	8 1/2"	5 3/16"	1 1/2"	1/2"	8,9,10
12"	12"	16 9/16"	2 13/16"	2 3/8"	7/8"	1 1/4"	1 1/4"	2 1/16"	16 11/16"	18"	10 1/2"	6 1/16"	2 1/4"	3/16"	8,9,10,12,14
14"	14"	19 3/8"	3 3/8"	2 7/8"	1 1/16"	1 1/8"	2 1/16"	2 1/2"	19 1/16"	21"	12 1/4"	7 9/16"	2 3/8"	3/4"	8,10,14

See page 16 for Ornamental Capital dimensions.



CRAFTSMAN

PERMACAST® COLUMN



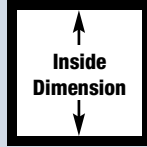
Neck mould is adjustable and can be applied anywhere on column.*



CRAFTSMAN INSIDE DIMENSION

Inside dimension may vary up to 1/8".
Splitting a column will decrease inside dimension 1/8".

Column Size	Top	Bottom
10" x 5 1/2"	4 1/2"	9"
10 1/4" x 7 1/2"	6 1/2"	9 1/4"
10" x 8"	6 1/2"	8 1/2"
12" x 10"	9"	11"
14" x 12"	11"	13"
16" x 9"	8"	15"
16" x 12"	10 1/2"	14 1/2"



CRAFTSMAN COLUMN DIMENSIONS (IN INCHES)

	A	B	C	D	E	F	G	J	K	L	R	LENGTH
10" x 5 1/2"	10"	5 1/2"	13"	2 1/2"	2 3/8"	1 1/16"	1"	1 3/8"	1 3/8"	9 5/8"	5 7/8"	66"
10 1/4" x 7 1/2"	10 1/4"	7 1/2"	13 1/2"	2 3/8"	2 1/4"	3/4"	1"	1"	1"	10 1/4"	5 3/8"	7'
10" x 8"	9 1/2"	7 1/2"	12 3/4"	2 3/8"	2 1/8"	3/4"	1"	1"	1 3/8"	10 1/4"	5 1/4"	66"
12" x 10"	12"	10"	16 9/16"	2 1/2"	2 1/2"	1 1/16"	1"	1 3/8"	1 3/8"	12 3/4"	6 1/16"	6', 10'
14" x 12"*	14"	12"	18 3/4"	3 3/8"	3"	1"	1"	1 5/8"	2"	17 1/8"	7 3/8"	9'
16" x 9"	16"	9"	18 3/4"	2 1/2"	2 1/2"	1 1/16"	1"	1 3/8"	1 3/8"	13 1/4"	6 1/16"	58"
16" x 9"	16"	9"	19 1/16"	2 1/2"	2 1/2"	1 1/16"	1"	1 3/8"	1 3/8"	13 1/4"	6 1/16"	6', 8"
16" x 12"	15 1/4"	11 1/2"	21 1/2"	3 7/8"	3 5/16"	1 3/16"	1"	1 3/8"	2"	15 1/4"	8 7/16"	58", 6', 8'

*Has 1/3" to 2/3" taper.

NOTE: Neck mould is not applied. Flashing and Installation Kit is not available for Craftsman Columns with Poly Tuscan cap and base sets.



Painting Instructions


Painting instructions for round and square PermaCast® columns:

- Rinse and allow to dry completely.
- Prime with high quality exterior latex primer or use an oil-based primer in accordance with paint manufacturer's instructions. A light coat of primer should be applied and allowed to cure fully.
- Paint evenly with several light coats over column with a high quality exterior latex or oil-based (if primer is used) paint in accordance with paint manufacturer's instructions.
- Do not paint PermaCast® columns using dark colors (dark colors are considered any color that falls within the L value of 56 to 0). L is a measure of lightness of an object and ranges from 0 (black) to 100 (white).


Tips

- ✓ When ordering an ornamental capital order the appropriate base for the column.
- ✓ Ornamental capitals for square PermaCast® slide over the shaft and do not use a plug. These ornamental capitals will not lengthen or shorten the height of the column.
- ✓ When installing an ornamental capital on fluted, recessed panel, or square columns, the capital slides over the shaft. The taller capitals will cover the flutes and require additional caulking to finish.
- ✓ Verify exact opening measurement prior to ordering column length.
- ✓ When installing a PermaCast® column, verify concentric loading of column. 100% of bottom must contact substrate and 75% of top must contact soffit.
- ✓ When attaching hand rails or corner iron to PermaCast® columns, holes must be pre-drilled before applying screws.
- ✓ When ordering panel moulding for square PermaCast® columns, make sure to order enough for four sides of the column.
- ✓ Split columns are left partially intact. Cut with masonry or carbide tip blade.
- ✓ Custom split columns, caps, and bases are nonrefundable.

Splitting Options



HB&G's number one goal is finding ways that we can save you time and make your life easier.



PermaCast® PermaFlashing and Installation Kit

The PermaCast® flashing with Plumb-Fit® and installation kit is available in selected Tuscan cap and base sets.*

This innovation will not only save time but will keep the elements out of the column and secure the top and bottom of the column.

*Not available in Tuscan cap and base sets for Craftsman, No-taper, PermaLite®, and Wood columns.



Round PermaCast® Porch Installation Bracket

The HB&G Porch Installation Bracket includes the bracket and all required hardware. The bracket fits 20" - 30" Plain Round PermaCast® Columns and will secure a 2nd story porch to our PermaCast® Columns. Three brackets are required for each column.



PARALLEL DIMENSIONS

Column Size	Parallel Dim.	Column Size	Parallel Dim.
6x4	0"	18x18	60"
6x6	8"	18x20	84"
6x8	32"	18x22	49"
8x5	12"	18x24	73"
8x6	24"	18x26	97"
8x8	32"	20x10	0"
8x9	28"	20x12	0"
8x10	40"	20x14	0"
10x6	8"	20x16	4"
10x8	32"	20x18	28"
10x9	28"	20x20	52"
10x10	40"	20x22	76"
10x12	48"	20x24	100"
12x6	8"	22x16	45"
12x8	32"	22x18	69"
12x9	8"	22x20	93"
12x10	32"	22x22	53"
12x12	48"	22x24	77"
12x14	59"	22x26	101"
12x16	40"	24x12	21"
12x18	73"	24x14	45"
14x8	32"	24x16	69"
14x9	12"	24x18	93"
14x10	24"	24x20	75"
14x12	48"	24x22	99"
14x14	27"	24x24	123"
14x16	51"	24x26	77"
14x18	75"	24x28	101"
16x8	16"	24x30	125"
16x10	40"	28x20	20"
16x12	29"	28x22	44"
16x14	53"	28x24	68"
16x16	36"	28x26	92"
16x18	60"	28x28	116"
16x20	84"	30x20	56"
18x8	0"	30x22	80"
18x10	16"	30x24	140"
18x12	40"	30x26	75"
18x14	48"	30x28	99"
18x16	36"	30x30	123"

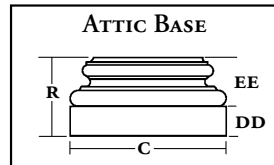
Column Size	Bottom Diameter
6x4	5 ³ / ₈ "
18x8	17 ¹ / ₄ "
20x10	18 ¹¹ / ₁₆ "
20x12	18 ⁵ / ₁₆ "
20x14	19 ¹ / ₄ "

PERMA Capitals and Bases

Choosing the right cap and base for your columns is as important as the selection of the column itself. The right cap and base can define the style of the front porch and create an atmosphere that complements your lifestyle. The cap and base options offered by HB&G are shown on page 9. Please refer to the following data that corresponds with your cap and base selection to ensure that you end up with the products that work best for you. Our polyurethane caps and bases are PermaPrimed.


CAPITAL AND BASE OPTIONS

Most capitals and bases for PermaCast® columns are made of polyurethane and are decorative. The shaft fits through the center of the capital and base and does not alter the height of the shaft. Ornamental capitals for round PermaCast® columns will alter the height of the shaft.



TUSCAN CAP AND BASES

The Tuscan style is standard and best complements the PermaCast® column. The Tuscan is available for all round and square shafts. For dimension see pages 10, 11, 12, 13, 14, and 18.



ORNAMENTAL CAPITAL

Five styles of ornamental capitals are available for all round and square shafts. Using an ornamental capital with a round PermaCast® shaft will alter the height of the shaft. Ornamental capitals do not alter the height of the shaft when used on a square PermaCast® Column.

ATTIC BASE

Attic Bases are used for a more ornate look and come in 1 or 2 pieces depending on their size.

COLONIAL CAP AND BASE

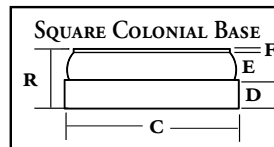
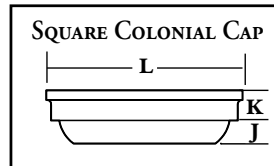


Referred to as our low profile cap and base, the Colonial are designed specifically for use in applications where railing will be attached to the column. Available for PermaCast® round and square shafts 6"-12".

FIBERGLASS BASE

The fiberglass base is manufactured from the same materials as the shaft and is available for Round PermaCast® shafts 8"-14" only. It is designed to be used in high traffic areas.

PERMATUFF® CAP AND BASE

A durable hard shell base combined with a poly cap. Designed for high traffic applications. Available for PermaCast® round shafts 8"-12".



DIMENSIONS OF ATTIC BASE FOR ROUND AND SQUARE COLUMNS

COLUMN SIZE	ROUND ATTIC				COLUMN SIZE	SQUARE ATTIC			
	C	DD	EE	R		C	DD	EE	R
6"	8 ⁵ / ₁₆ "	1 ³ / ₈ "	2 ³ / ₄ "	4 ¹ / ₈ "	6"	8 ⁷ / ₁₆ "	1 ³ / ₈ "	2 ⁷ / ₈ "	4 ¹ / ₄ "
8"	10 ¹ / ₈ "	1 ⁷ / ₈ "	3 ¹ / ₄ "	5 ¹ / ₈ "	8"	11"	1 ⁷ / ₈ "	3 ¹ / ₄ "	5 ¹ / ₈ "
10"	13"	2 ¹ / ₂ "	3 ⁷ / ₈ "	6 ³ / ₈ "	10"	13 ³ / ₈ "	2 ³ / ₈ "	4"	6 ³ / ₈ "
12"	16 ¹ / ₈ "	3"	4 ¹ / ₂ "	7 ¹ / ₂ "	12"	17"	2 ³ / ₄ "	4 ¹ / ₂ "	7 ¹ / ₄ "
14"	19 ¹ / ₄ "	3 ³ / ₈ "	5 ³ / ₈ "	8 ³ / ₄ "	N/A	N/A	N/A	N/A	N/A
16"	21 ³ / ₄ "	4"	6 ¹ / ₂ "	10 ¹ / ₂ "	16"	22 ³ / ₈ "	4"	6 ⁵ / ₈ "	10 ³ / ₈ "
18"	25"	4 ³ / ₈ "	7 ¹ / ₄ "	11 ³ / ₈ "	N/A	N/A	N/A	N/A	N/A
20"	27 ¹ / ₁₆ "	4 ⁷ / ₈ "	8 ¹ / ₄ "	13 ³ / ₈ "	N/A	N/A	N/A	N/A	N/A
22"	30 ³ / ₄ "	5 ³ / ₈ "	9 ¹ / ₄ "	14 ³ / ₈ "	N/A	N/A	N/A	N/A	N/A
24"	33 ³ / ₈ "	6"	10 ¹ / ₄ "	16 ¹ / ₄ "	N/A	N/A	N/A	N/A	N/A
28"	38"	6 ³ / ₄ "	11 ³ / ₈ "	18 ¹ / ₈ "	N/A	N/A	N/A	N/A	N/A
30"	41 ¹ / ₄ "	6 ¹ / ₂ "	11 ¹ / ₄ "	17 ³ / ₄ "	N/A	N/A	N/A	N/A	N/A

CROWN CAP FOR SQUARE COLUMN DIMENSIONS

Column Size	K	J	L
6"	1 ⁹ / ₁₆ "	2 ⁵ / ₁₆ "	11 1/4"
8"	1 ⁹ / ₁₆ "	2 ⁵ / ₁₆ "	13 1/4"
10"	1 ⁹ / ₁₆ "	2 ⁵ / ₁₆ "	15 1/4"
12"	1 ⁹ / ₁₆ "	2 ⁵ / ₁₆ "	17 1/4"

COLONIAL ROUND CAP AND BASE DIMENSIONS*

Col. Size	C	D	E	F	J	K	L	R
6"	7 ¹ / ₄ "	1 ³ / ₈ "	1 ¹ / ₄ "	1 ¹ / ₄ "	1"	1 ¹ / ₄ "	7"	2 7/8"
8"	9 ¹ / ₈ "	1 ¹ / ₂ "	1 ⁵ / ₁₆ "	1 ¹ / ₄ "	1 ¹ / ₁₆ "	1 ³ / ₈ "	9"	3"
10"	11 ³ / ₁₆ "	1 ¹ / ₂ "	1 ¹ / ₄ "	1 ¹ / ₄ "	1 ¹ / ₁₆ "	1 ³ / ₈ "	10 ⁹ / ₁₆ "	3"
12"	13 ¹ / ₈ "	1 ¹ / ₂ "	1 ¹ / ₄ "	1 ¹ / ₄ "	1 ¹ / ₁₆ "	1 ³ / ₈ "	12"	3"



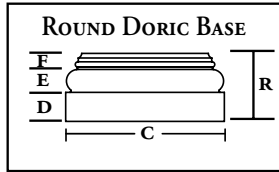
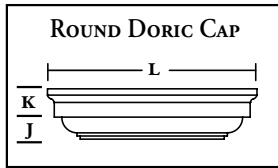
*Low profile option.

COLONIAL SQUARE CAP AND BASE DIMENSIONS*

Col. Size	C	D	E	F	J	K	L	R
6"	8 ⁷ / ₈ "	1 ¹ / ₄ "	1 ¹ / ₁₆ "	7 ¹ / ₁₆ "	5 ¹ / ₈ "	1"	7 ¹⁵ / ₁₆ "	2 ³ / ₄ "
8"	10 ³ / ₈ "	1 ¹ / ₄ "	1 ¹ / ₁₆ "	7 ¹ / ₁₆ "	1 ⁵ / ₁₆ "	1"	9 ¹⁵ / ₁₆ "	2 ³ / ₄ "
10"	12 ³ / ₈ "	1 ¹ / ₄ "	1 ¹ / ₁₆ "	7 ¹ / ₁₆ "	1 ⁵ / ₁₆ "	1 ¹ / ₄ "	12 ² / ₈ "	2 ³ / ₄ "
12"	14 ³ / ₈ "	1 ¹ / ₄ "	1 ¹ / ₁₆ "	7 ¹ / ₁₆ "	1"	1 ³ / ₈ "	14 ⁴ / ₈ "	2 ³ / ₄ "

*Low profile option.





DORIC CAP AND BASE DIMENSIONS

Column Size	C	D	E	F	J	K	L	R
8"	10 ³ / ₈ "	1 ⁷ / ₈ "	1 ⁵ / ₈ "	7 ⁵ / ₈ "	1"	1 ³ / ₈ "	10"	4 ⁷ / ₁₆ "
10"	12 ⁵ / ₁₆ "	2 ³ / ₈ "	2 ¹ / ₁₆ "	1 ¹ / ₈ "	1 ⁵ / ₁₆ "	1 ¹¹ / ₁₆ "	12 ¹ / ₂ "	5 ⁹ / ₁₆ "
12"	15 ¹ / ₂ "	2 ⁷ / ₈ "	2 ¹ / ₂ "	1 ³ / ₈ "	1 ⁹ / ₁₆ "	2"	15"	6 ¹¹ / ₁₆ "
14"	18 ¹ / ₈ "	3 ¹⁵ / ₁₆ "	2 ⁷ / ₈ "	1 ⁹ / ₁₆ "	1 ¹³ / ₁₆ "	2 ³ / ₈ "	17 ¹ / ₂ "	7 ¹³ / ₁₆ "
16"	20 ⁷ / ₈ "	3 ³ / ₄ "	3"	2 ¹ / ₄ "	1 ⁹ / ₁₆ "	2 ³ / ₄ "	20 ¹ / ₂ "	9"
18"	23 ¹ / ₄ "	4"	3 ¹ / ₂ "	2 ¹ / ₂ "	1 ³ / ₄ "	3"	23 ¹ / ₈ "	10"

TUSCAN PERMATUFF® BASE AND POLY CAP DIMENSIONS

Col. Size	C	D	E	F	G	H
8"	10-1/2"	1-7/8"	2-1/2"	9-1/4"	1-1/2"	1-1/4"
10"	13-1/8"	2-3/8"	2-7/8"	11-1/4"	1-3/4"	1-1/4"
12"	16-1/2"	2-7/8"	3-1/4"	13-3/4"	2-1/4"	1-3/4"

CAPITAL DIMENSIONS FOR ROUND AND SQUARE COLUMNS (IN INCHES)

Size of Columns (Diameter at bottom of shaft)	6"		8"		10"		12"		14"		16"		18"		20"		22"		24"		28"		30"				
	ROUND	SQUARE	ROUND	SQUARE	ROUND	SQUARE	ROUND	SQUARE	ROUND	SQUARE	ROUND	SQUARE	ROUND	SQUARE	ROUND	SQUARE	ROUND	SQUARE	ROUND	SQUARE	ROUND	SQUARE	ROUND	SQUARE			
Roman Ionic	Height	3 ³ / ₁₆ "	3 ¹⁵ / ₁₆ "	4 ¹ / ₈ "	4"	4 ⁷ / ₈ "	4 ⁵ / ₈ "	6 ¹ / ₄ "	5 ⁵ / ₈ "	6 ³ / ₄ "	8 ⁷ / ₈ "	9 1/2"	9 1/2"	9 ⁹ / ₁₆ "	9 ⁷ / ₁₆ "	9 ⁹ / ₁₆ "	9 ⁷ / ₁₆ "	9 ⁹ / ₁₆ "	9 ⁷ / ₁₆ "	9 ⁹ / ₁₆ "	9 ⁷ / ₁₆ "	9 ⁹ / ₁₆ "	9 ⁷ / ₁₆ "	N/A	N/A		
	Abacus	N/A	10 ¹ / ₈ "	8 ¹ / ₈ "	11 ¹¹ / ₁₆ "	10 ³ / ₄ "	14 ³ / ₄ "	12 ¹ / ₂ "	16 ⁷ / ₈ "	17 ¹ / ₈ "	19 ¹³ / ₁₆ "	26"	25 ¹ / ₄ "	25 ¹ / ₁₆ "	25 ¹ / ₁₆ "	26 ³ / ₈ "	26 ³ / ₈ "	26 ³ / ₈ "	26 ³ / ₈ "	26 ³ / ₈ "	26 ³ / ₈ "	26 ³ / ₈ "	26 ³ / ₈ "	N/A	N/A		
	Projection	N/A	3 ¹ / ₄ "	3 ¹ / ₈ "	3"	4 ¹ / ₈ "	4 ¹ / ₈ "	5"	6 ¹ / ₄ "	7 ¹ / ₈ "	8"	8 ¹ / ₂ "	11 ¹ / ₄ "	11 ¹ / ₄ "	10"	9 ⁷ / ₈ "	9 ⁷ / ₈ "	9 ⁷ / ₈ "	9 ⁷ / ₈ "	9 ⁷ / ₈ "	9 ⁷ / ₈ "	9 ⁷ / ₈ "	9 ⁷ / ₈ "	N/A	N/A		
	O/S to O/S	N/A	12 ¹ / ₈ "	10 ¹ / ₂ "	13 ¹⁵ / ₁₆ "	13 ⁹ / ₁₆ "	17 ¹ / ₄ "	16 ¹ / ₂ "	23 ¹ / ₈ "	22 ⁹ / ₁₆ "	24 ³ / ₈ "	32 ¹ / ₈ "	31 ³ / ₄ "	31 ³ / ₄ "	33"	34"	34"	34"	34"	34"	34"	34"	34"	34"	N/A	N/A	
	Inside Dia.*	N/A	2 ⁵ / ₈ "	4 ¹ / ₂ "	4 ¹ / ₂ "	4 ¹ / ₂ "	5"	5"	11 ¹ / ₂ "	13 ¹ / ₈ "	15 ¹ / ₈ "	17 ¹ / ₈ "	17 ¹ / ₈ "	19 ¹ / ₈ "	19 ¹ / ₈ "	21 ³ / ₄ "	21 ³ / ₄ "	21 ³ / ₄ "	21 ³ / ₄ "	21 ³ / ₄ "	21 ³ / ₄ "	21 ³ / ₄ "	21 ³ / ₄ "	N/A	N/A		
Greek Ionic	Height	N/A	5 ¹ / ₂ "	4 ¹ / ₈ "	6 ¹ / ₄ "	5 ⁵ / ₈ "	6 ³ / ₄ "	6 ¹ / ₁₆ "	9 ¹ / ₄ "	7"	10 ³ / ₈ "	11"	10 ⁵ / ₁₆ "	11 ³ / ₈ "	13 ³ / ₈ "	13 ³ / ₈ "	13 ³ / ₈ "	13 ³ / ₈ "	13 ³ / ₈ "	13 ³ / ₈ "	13 ³ / ₈ "	13 ³ / ₈ "	13 ³ / ₈ "	N/A	19 ¹ / ₄ "		
	Abacus	N/A	11"	7 ⁵ / ₁₆ "	12 ⁵ / ₈ "	10 ¹¹ / ₁₆ "	16"	14 ³ / ₈ "	17 ³ / ₄ "	15 ¹ / ₈ "	22 ¹ / ₈ "	26 ⁵ / ₁₆ "	22 ¹ / ₁₆ "	25 ¹ / ₄ "	29"	29"	29"	29"	29"	29"	29"	29"	29"	29"	N/A	42 ¹ / ₂ "	
	Projection	N/A	4 ³ / ₈ "	3 ³ / ₈ "	4 ⁷ / ₈ "	5"	5 ⁷ / ₈ "	7 ¹ / ₂ "	7 ¹ / ₄ "	6 ¹ / ₂ "	10 ¹ / ₄ "	10 ¹ / ₄ "	9 1/2"	11 ¹ / ₄ "	15 ¹ / ₂ "	15 ¹ / ₂ "	15 ¹ / ₂ "	15 ¹ / ₂ "	15 ¹ / ₂ "	15 ¹ / ₂ "	15 ¹ / ₂ "	15 ¹ / ₂ "	15 ¹ / ₂ "	15 ¹ / ₂ "	60 ³ / ₄ "		
	O/S to O/S	N/A	14 ¹ / ₂ "	11 ⁷ / ₈ "	17 ⁹ / ₁₆ "	14 ¹⁵ / ₁₆ "	20 ⁷ / ₈ "	20 ¹ / ₁₆ "	26 ³ / ₈ "	20 ¹¹ / ₁₆ "	29 ¹ / ₄ "	36 ¹ / ₁₆ "	29 ¹ / ₈ "	31 ³ / ₄ "	43 ¹ / ₂ "	43 ¹ / ₂ "	43 ¹ / ₂ "	43 ¹ / ₂ "	43 ¹ / ₂ "	43 ¹ / ₂ "	43 ¹ / ₂ "	43 ¹ / ₂ "	43 ¹ / ₂ "	43 ¹ / ₂ "	60 ³ / ₄ "		
	Inside Dia.*	N/A	2 ⁵ / ₈ "	4 ¹ / ₂ "	4 ¹ / ₂ "	4 ¹ / ₂ "	5"	5"	11 ¹ / ₂ "	13 ¹ / ₈ "	15 ¹ / ₈ "	17 ¹ / ₈ "	17 ¹ / ₈ "	19 ¹ / ₈ "	19 ¹ / ₈ "	21 ³ / ₄ "	21 ³ / ₄ "	21 ³ / ₄ "	21 ³ / ₄ "	21 ³ / ₄ "	21 ³ / ₄ "	21 ³ / ₄ "	21 ³ / ₄ "	21 ³ / ₄ "	26 ¹ / ₂ "		
Temple of the Winds	Height	N/A	8 ⁷ / ₁₆ "	8"	11 ¹ / ₂ "	10 ⁵ / ₁₆ "	13 ⁷ / ₈ "	11 ⁵ / ₈ "	20 ¹ / ₂ "	16 ¹ / ₄ "	18 ¹ / ₄ "	21 ⁵ / ₁₆ "	21 ⁷ / ₈ "	23"	24 ¹ / ₈ "	27 ⁷ / ₈ "	27 ⁷ / ₈ "	27 ⁷ / ₈ "	27 ⁷ / ₈ "	27 ⁷ / ₈ "	27 ⁷ / ₈ "	27 ⁷ / ₈ "	27 ⁷ / ₈ "	N/A	N/A		
	Abacus	N/A	12 ¹ / ₈ "	11 ⁷ / ₈ "	15 ¹ / ₂ "	13 ⁷ / ₁₆ "	21 ¹³ / ₁₆ "	16 ⁹ / ₁₆ "	25 ¹ / ₄ "	23 ¹ / ₄ "	26"	29 ¹³ / ₁₆ "	28 ³ / ₈ "	34 ³ / ₄ "	35 ¹ / ₄ "	37 ¹ / ₄ "	37 ¹ / ₄ "	37 ¹ / ₄ "	37 ¹ / ₄ "	37 ¹ / ₄ "	37 ¹ / ₄ "	37 ¹ / ₄ "	37 ¹ / ₄ "	37 ¹ / ₄ "	N/A	N/A	
	Projection	N/A	4 ³ / ₈ "	5 ¹ / ₂ "	5 ¹ / ₈ "	6"	8"	7"	9 ⁷ / ₈ "	10 ⁷ / ₈ "	11 ¹ / ₈ "	9 ¹ / ₄ "	12"	15 ¹ / ₂ "	14 ⁷ / ₈ "	16 ¹ / ₈ "	16 ¹ / ₈ "	16 ¹ / ₈ "	16 ¹ / ₈ "	16 ¹ / ₈ "	16 ¹ / ₈ "	16 ¹ / ₈ "	16 ¹ / ₈ "	16 ¹ / ₈ "	N/A	N/A	
	O/S to O/S	N/A	12 ¹ / ₈ "	11 ⁷ / ₈ "	15 ¹ / ₂ "	13 ⁷ / ₁₆ "	21 ¹³ / ₁₆ "	16 ⁹ / ₁₆ "	25 ¹ / ₄ "	23 ¹ / ₄ "	26"	29 ¹³ / ₁₆ "	28 ³ / ₈ "	34 ³ / ₄ "	35 ¹ / ₄ "	37 ¹ / ₄ "	37 ¹ / ₄ "	37 ¹ / ₄ "	37 ¹ / ₄ "	37 ¹ / ₄ "	37 ¹ / ₄ "	37 ¹ / ₄ "	37 ¹ / ₄ "	37 ¹ / ₄ "	37 ¹ / ₄ "	N/A	N/A
	Inside Dia.*	N/A	2 ⁵ / ₈ "	4 ¹ / ₂ "	4 ¹ / ₂ "	4 ¹ / ₂ "	5"	5"	11 ¹ / ₂ "	13 ¹ / ₈ "	15 ¹ / ₈ "	17 ¹ / ₈ "	17 ¹ / ₈ "	19 ¹ / ₈ "	19 ¹ / ₈ "	21 ³ / ₄ "	21 ³ / ₄ "	21 ³ / ₄ "	21 ³ / ₄ "	21 ³ / ₄ "	21 ³ / ₄ "	21 ³ / ₄ "	21 ³ / ₄ "	21 ³ / ₄ "	21 ³ / ₄ "	N/A	N/A
Roman Corinthian	Height	N/A	10 ³ / ₄ "	8 ¹¹ / ₁₆ "	13 ¹¹ / ₁₆ "	11 ¹⁵ / ₁₆ "	17 ³ / ₄ "	14 ⁵ / ₈ "	20 ¹ / ₈ "	17 ⁵ / ₈ "	22 ¹ / ₁₆ "	26 ¹ / ₂ "	26 ¹ / ₁₆ "	28 ⁷ / ₁₆ "	31 ⁷ / ₈ "	34 ¹ / ₄ "	34 ¹ / ₄ "	34 ¹ / ₄ "	34 ¹ / ₄ "	34 ¹ / ₄ "	34 ¹ / ₄ "	34 ¹ / ₄ "	34 ¹ / ₄ "	N/A	N/A		
	Abacus	N/A	13 ¹ / ₄ "	12 ¹ / ₁₆ "	18"	14 ⁵ / ₈ "	22 ⁵ / ₈ "	18 ⁷ / ₈ "	26 ¹ / ₄ "	22 ¹³ / ₁₆ "	32 ⁵ / ₈ "	37 ¹ / ₂ "	38 ³ / ₈ "	41 ⁵ / ₈ "	40 ¹ / ₄ "	45 ¹ / ₄ "	45 ¹ / ₄ "	45 ¹ / ₄ "	45 ¹ / ₄ "	45 ¹ / ₄ "	45 ¹ / ₄ "	45 ¹ / ₄ "	45 ¹ / ₄ "	45 ¹ / ₄ "	N/A	N/A	
	Projection	N/A	4 ¹ / ₄ "	4 ¹ / ₄ "	6"	6 ¹ / ₄ "	7 ¹ / ₈ "	8 ¹ / ₄ "	8 ⁷ / ₈ "	8 ⁷ / ₈ "	14 ¹ / ₄ "	13 ³ / ₈ "	17 ¹ / ₂ "	16 ³ / ₄ "	16"	17 ¹ / ₂ "	17 ¹ / ₂ "	17 ¹ / ₂ "	17 ¹ / ₂ "	17 ¹ / ₂ "	17 ¹ / ₂ "	17 ¹ / ₂ "	17 ¹ / ₂ "	17 ¹ / ₂ "	N/A	N/A	
	O/S to O/S	N/A	13 ¹ / ₄ "	12 ¹ / ₁₆ "	18"	14 ⁵ / ₈ "	22 ⁵ / ₈ "	18 ⁷ / ₈ "	26 ¹ / ₄ "	22 ¹³ / ₁₆ "	32 ⁵ / ₈ "	37 ¹ / ₂ "	38 ³ / ₈ "	41 ⁵ / ₈ "	40 ¹ / ₄ "	45 ¹ / ₄ "	45 ¹ / ₄ "	45 ¹ / ₄ "	45 ¹ / ₄ "	45 ¹ / ₄ "	45 ¹ / ₄ "	45 ¹ / ₄ "	45 ¹ / ₄ "	45 ¹ / ₄ "	45 ¹ / ₄ "	N/A	N/A
	Inside Dia.*	N/A	2 ⁵ / ₈ "	4 ¹ / ₂ "	4 ¹ / ₂ "	4 ¹ / ₂ "	5"	5"	11 ¹ / ₂ "	13 ¹ / ₈ "	15 ¹ / ₈ "	17 ¹ / ₈ "	17 ¹ / ₈ "	19 ¹ / ₈ "	19 ¹ / ₈ "	21 ³ / ₄ "	21 ³ / ₄ "	21 ³ / ₄ "	21 ³ / ₄ "	21 ³ / ₄ "	21 ³ / ₄ "	21 ³ / ₄ "	21 ³ / ₄ "	21 ³ / ₄ "	21 ³ / ₄ "	N/A	N/A
Sarcophagi	Height	N/A	3 ¹ / ₄ "	3 ⁵ / ₈ "	5"	4 ¹ / ₈ "	5 ⁵ / ₁₆ "	5 ¹ / ₁₆ "	6 ¹ / ₂ "	5 ¹ / ₄ "	7 ¹ / ₁₆ "	8 ¹⁵ / ₁₆ "	8 ³ / ₄ "	8 ⁵ / ₈ "	10 ³ / ₄ "	11 ¹ / ₂ "	12 ¹ / ₄ "	12 ¹ / ₄ "	12 ¹ / ₄ "	12 ¹ / ₄ "	12 ¹ / ₄ "	12 ¹ / ₄ "	12 ¹ / ₄ "	12 ¹ / ₄ "	12 ¹ / ₄ "	15 ¹ / ₄ "	
	Abacus	N/A	11 ¹ / ₄ "	9 ⁷ / ₈ "	16 ⁹ / ₁₆ "	14 ¹ / ₄ "	17 ¹ / ₈ "	16 ³ / ₈ "	20 ⁷ / ₈ "	18 ¹ / ₄ "	23 ³ / ₈ "	26"	28 ³ / ₈ "	28 ¹ / ₂ "	32"	36"	38 ¹ / ₄ "	38 ¹ / ₄ "	38 ^{1</}								



- 25 year limited warranty
- Custom styles available
- Made from cellular PVC
- Installation kit included
- Interior and exterior use
- Weather proof
- Insect proof
- Low maintenance



12" PermaWrap® Column with Tuscan Base and Custom Cap

Custom PermaWrap® Columns

From 5" to 24" wide and 2' to 20' in length, you can now order the perfect custom column for your home or neighborhood project. Custom columns are manufactured using 3/8", 1/2", or 5/8" cellular PVC. Ask HB&G today how you can put a unique signature on your next custom project. Simply visit our website, www.hbgcolumns.com, or contact our Architectural Department at 1-800-264-4HBG (4424).

Two Ways to Order PermaWrap® Columns



Assembled

L-Assembly

- Assembled**
- Manufactured from cellular PVC
 - Fully Assembled (with or without post)
 - Ready to Install
- L-Assembly**
- Manufactured from 3/8", 1/2", or 5/8" cellular PVC
 - Shipped in two L-shaped halves
 - Square Column Ready to Wrap Around an Existing Post
 - Available in Plain, Fluted, Raised Panel, or Recessed Panel
 - Craftsman Columns Available in Plain, Raised, and Recessed Panel Styles



24" x 18' Square Recessed PermaWrap® Columns

Leading the industry in column innovation, HB&G PermaWrap® columns are made from cellular PVC and offer the advantages of being unaffected by moisture and insects but with the thickness, ease of use, and workability of wood.

PermaWrap® columns are available in all sizes and styles – square or craftsman – plain, fluted, raised panel, and recessed panel. With all of these options, you are certain to find just the right amount of detail for your specific project.

Best of all, the PermaWrap® column comes with a 25-year HB&G warranty.




10" x 8' Custom Raised Panel Square PermaWrap® Columns and Custom Rail Design



14" x 10' Custom Raised Panel PermaWrap® Columns

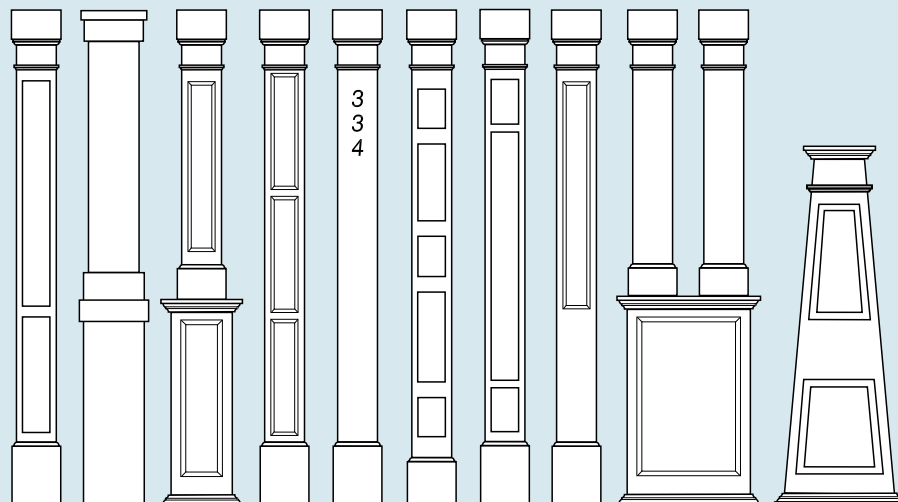


16" x 6' Craftsman PermaWrap® Column with Pedestal



**Made from polyurethane and may need to be split in the field for installation.*

Examples of custom PermaWrap® columns




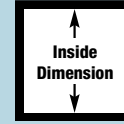
PLAIN PERMAWRAP® DIMENSIONS (IN INCHES)

	Col Width	A	C	G	L	R	U	Lengths
Assembled	6"	5 ⁷ / ₈ "	7 ¹ / ₈ "	1"	7 ¹ / ₈ "	9"	7"	8', 10'
	8"	7 ⁷ / ₈ "	9 ¹ / ₈ "	1"	9 ¹ / ₈ "	9"	7"	8', 10', 12'
	10"	9 ⁷ / ₈ "	11 ¹ / ₈ "	1"	11 ¹ / ₈ "	9"	7"	8', 10', 12'
	12"	11 ⁷ / ₈ "	13 ¹ / ₈ "	1"	13 ¹ / ₈ "	9"	7"	8', 10', 12'
L Assembly	6"	5 ⁷ / ₈ "	7 ¹ / ₈ "	1"	7 ¹ / ₈ "	9"	7"	8', 10'
	8"	7 ⁷ / ₈ "	9 ¹ / ₈ "	1"	9 ¹ / ₈ "	9"	7"	8', 10', 12'
	10"	9 ⁷ / ₈ "	11 ¹ / ₈ "	1"	11 ¹ / ₈ "	9"	7"	8', 10', 12'
	12"	11 ⁷ / ₈ "	13 ¹ / ₈ "	1"	13 ¹ / ₈ "	9"	7"	8', 10', 12'

Additional sizes are available from 5" to 24" wide and 2' to 20' in length.

INSIDE DIMENSIONS

6"	4 ⁵ / ₈ "
8"	6 ⁵ / ₈ "
10"	8 ³ / ₈ "
12"	10 ⁵ / ₈ "



PERMAWRAP® FLUTED, RECESSED PANEL, AND RAISED PANEL DIMENSIONS (IN INCHES)

Col Width	A	C	G	L	N	O	S*	R	U	Lengths
6"	5 ⁷ / ₈ "	7 ¹ / ₈ "	1 ¹ / ₈ "	7 ¹ / ₈ "	6"	6"	1 ³ / ₄ "	9"	7"	6', 8', 9', 10'
8"	7 ⁷ / ₈ "	9 ¹ / ₈ "	1 ¹ / ₈ "	9 ¹ / ₈ "	6"	6"	1 ³ / ₄ "	9"	7"	6', 8', 9', 10', 12'
10"	9 ⁷ / ₈ "	11 ¹ / ₈ "	1 ¹ / ₈ "	11 ¹ / ₈ "	6"	6"	1 ³ / ₄ "	9"	7"	6', 8', 9', 10', 12'
12"	11 ⁷ / ₈ "	13 ¹ / ₈ "	1 ¹ / ₈ "	13 ¹ / ₈ "	6"	6"	1 ³ / ₄ "	9"	7"	6', 8', 9', 10', 12'

Rail breaks are 7" long and designed to fit 36" or 42" rail heights.

*S dimension for 6" raised panel is 1-1/4", 8" raised panel is 1-1/2".

S dimension for fluted columns vary.

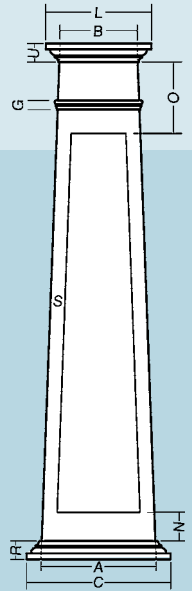
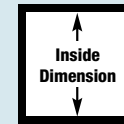
Additional sizes are available from 5" to 24" wide and 2' to 20' in length.

INSIDE DIMENSIONS

6"	3 ⁷ / ₈ "
8"	5 ⁷ / ₈ "
10"	7 ⁷ / ₈ "
12"	9 ⁷ / ₈ "

NUMBER OF FLUTES PER SIDE

6"	3
8"	5
10"	7
12"	8



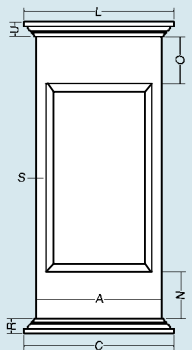
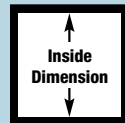
PERMAWRAP® CRAFTSMAN DIMENSIONS (IN INCHES)

Col Width	A	B	C	G	L	N	O	S	R	U	Lengths
12"X8"	11 ⁷ / ₈ "	7 ⁷ / ₈ "	14 ⁷ / ₈ "	1 ¹ / ₈ "	10 ⁷ / ₈ "	6"	6"	1 ³ / ₄ "	2"	2"	54", 60", 66", 72", 84", 96"
16"X10"	15 ⁷ / ₈ "	9 ⁷ / ₈ "	18 ⁷ / ₈ "	1 ¹ / ₈ "	12 ⁷ / ₈ "	6"	6"	1 ³ / ₄ "	2"	2"	54", 60", 66", 72", 96"
20"X15"	19 ⁷ / ₈ "	14 ⁷ / ₈ "	22 ⁷ / ₈ "	1 ¹ / ₈ "	17 ⁷ / ₈ "	6"	6"	1 ³ / ₄ "	2"	2"	54", 60", 66", 72", 96"

Additional sizes are available from 5" to 24" wide and 2' to 20' in length.

INSIDE DIMENSIONS

	Bottom	Top
12" x 8"	10 ⁵ / ₈ "	5 ⁷ / ₈ "
16" x 10"	14 ⁵ / ₈ "	6 ⁷ / ₈ "
20" x 15"	18 ⁵ / ₈ "	12 ⁷ / ₈ "



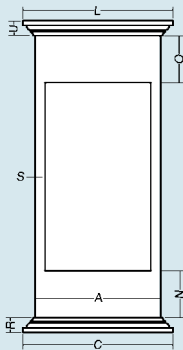
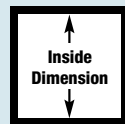
PERMAWRAP® PEDESTAL DIMENSIONS (IN INCHES)

Col Width	A	C	L	N	O	S	R	U	Lengths
16"	15 ⁷ / ₈ "	18 ⁷ / ₈ "	18 ⁷ / ₈ "	6"	6"	1 ³ / ₄ "	2"	2"	40", 46"
20"	19 ⁷ / ₈ "	22 ⁷ / ₈ "	22 ⁷ / ₈ "	6"	6"	1 ³ / ₄ "	2"	2"	40", 46"
24"	23 ⁷ / ₈ "	26 ⁷ / ₈ "	26 ⁷ / ₈ "	6"	6"	1 ³ / ₄ "	2"	2"	40", 46"

Additional sizes are available from 5" to 24" wide and 2' to 20' in length.

INSIDE DIMENSIONS

16"	13 ⁷ / ₈ "
20"	15 ⁷ / ₈ "
24"	21 ⁷ / ₈ "



cPVC Painting and Finishing

Caulk where required using Siroflex brand Sealant and Adhesive provided by manufacturer. Putty any holes using acrylic putty or caulk. Lightly sand or scuff surface of column. Clean surface of column to remove any dirt or hand oil residue with light detergent and water, denatured alcohol, or window cleaner. Be sure to remove soap residue with clean water. Apply one coat of 100% acrylic exterior primer and one or more finish coats of 100% acrylic exterior paint.


Do not paint columns using dark colors (dark colors are considered any color that falls within the L value of 56 to 0). L is a measure of lightness of an object and ranges from 0 (black) to 100 (white).

RigidWrap™ FAWP Columns

- 25 year warranty
- Made from cellular PVC
- Load bearing
- Wind uplift resistant
- Insect proof
- Weather proof
- Low maintenance
- Indoor and outdoor use



RigidWrap™ is a fully assembled cPVC column with an internal aluminum post. The aluminum post makes a RigidWrap™ column load bearing. Brackets and hardware are included with the product. The brackets attach the aluminum post to the floor and beam/header. This secure connection delivers wind uplift resistance. The aluminum post and brackets may also be purchased separately for use with PermaWrap® L-Assembly columns or PermaSnap™ Column Wraps.

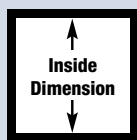


PLAIN COLUMN DIMENSIONS (IN INCHES)

Col Width	A	C	G	L	R	U	Lengths
6"	5 ⁷ / ₈ "	7 ¹ / ₈ "	1 ¹ / ₈ "	7 ¹ / ₈ "	9"	7"	8', 9', 10'
8"	7 ⁷ / ₈ "	9 ¹ / ₈ "	1 ¹ / ₈ "	9 ¹ / ₈ "	9"	7"	8', 9', 10'
10"	9 ⁷ / ₈ "	11 ¹ / ₈ "	1 ¹ / ₈ "	11 ¹ / ₈ "	9"	7"	8', 9', 10'
12"	11 ⁷ / ₈ "	13 ¹ / ₈ "	1 ¹ / ₈ "	13 ¹ / ₈ "	9"	7"	8', 9', 10'

INSIDE DIMENSIONS

6"	4 ⁵ / ₈ "
8"	6 ³ / ₈ "
10"	8 ⁵ / ₈ "
12"	10 ⁵ / ₈ "



NOTE: Follow cPVC painting instructions on page 21.

PermaSnap™ Column Wrap

-25 Year Limited Warranty

- Low Maintenance


- Weather Proof

- Made from cPVC

- Insect Proof

- Easy Installation

Transform a treated post into a finished column in minutes with PermaSnap™. PermaSnap™ column wrap's patented snap design permits easy installation by one person. It can also be used as a newel post wrap.



Bed Mould*

Hampton

Chesapeake

PermaSnap™ Column Wrap Technical Specifications

Product Description	Actual Inside Dimension	Actual Outside Dimension	Column Wrap Will Fit
4" x 4" x 8'-6"	4" x 4" x 8'-6"	4-3/4" x 4-3/4" x 8'-6"	4" x 4" Post
4" x 4" x 10'-0"	4" x 4" x 10'-0"	4-3/4" x 4-3/4" x 10'-0"	4" x 4" Post
6" x 6" x 8'-6"	6" x 6" x 8'-6"	6-3/4" x 6-3/4" x 8'-6"	6" x 6" Post
6" x 6" x 10'-0"	6" x 6" x 10'-0"	6-3/4" x 6-3/4" x 10'-0"	6" x 6" Post
8" x 8" x 8'-6"	8-3/4" x 8-3/4" x 8'-6"	9-1/2" x 9-1/2" x 8'-6"	8" x 8" Post
8" x 8" x 10'-0"	8-3/4" x 8-3/4" x 10'-0"	9-1/2" x 9-1/2" x 10'-0"	8" x 8" Post
10" x 10" x 8'-6"	10-3/4" x 10-3/4" x 8'-6"	11-1/2" x 11-1/2" x 8'-6"	10" x 10" Post
10" x 10" x 10'-0"	10-3/4" x 10-3/4" x 10'-0"	11-1/2" x 11-1/2" x 10'-0"	10" x 10" Post

*There may be a variance of up to 1/8" in all dimensions.

PermaSnap™ Accessories

Sizes Available

Bed Mould Trim Kit*	4, 6, 8, and 10"
Hampton Trim Kit	4, 6, 8, and 10"
Chesapeake Trim Kit	4, 6, 8, and 10"
Bed Mould XL	4, 6, 8, and 10"
Neck Mould	4, 6, 8, and 10"
Charleston Newel Cap	4"
Wilmington Newel Cap	4"
Ashbury Newel Cap	6"

*Bed Mould Trim Kit is needed for both ends
NOTE: Accessories sold separately.



Charleston 4" Newel Cap



Wilmington 4" Newel Cap



Ashbury 6" Newel Cap

NOTE: Follow cPVC painting instructions on page 21.

PermaLite[®] Columns


- Weather Proof
- Insect Proof
- Load Bearing
- Low Maintenance
- Lightweight
- Ready to Prime and Paint
- Limited Lifetime Warranty



HB&G PermaLite® columns are cost effective, load bearing, versatile, and require very little maintenance. The PermaLite® columns are available in round and square. PermaLite® columns deliver all of the beauty at 1/3 of the weight.



TOP VIEW
CUT-AWAY



PermaLite® Plain



PermaLite® Recessed



PermaLite® Round

PermaLite®
Round
No-Taper

PermaLite®
Square Plain

PermaLite®
Square Recessed
(with panel kit)

PermaLite® Square
Recessed (with panel
divider kit)

PermaLite® Square
Recessed (with 2-panel
divider kits)



Square Tuscan Cap



Round Tuscan Cap




Square Tuscan Base



Round Tuscan Base

**For Tuscan
Cap and Base
dimensions
refer to pages
26 and 27.**




PERMALITE® PANEL DIVIDER KITS TO CONVERT A SINGLE PANEL COLUMN INTO A 2 OR 3-PANEL COLUMN

RECESSED – Includes four top panel insert pieces and four bottom panel insert pieces.


PANEL DIVIDER KITS are available.

Kit Size	Width	Height
8" Panel Divider Kit (4 Pieces)	4 ⁷ / ₈ "	2 ¹ / ₄ "
10" Panel Divider Kit (4 Pieces)	5 ⁵ / ₁₆ "	5 ¹ / ₈ "

1 panel kit to achieve 2-panel column.
2 panel kits to achieve 3-panel column.



PermaLite® Square Column shown with Tuscan Cap and Base



PermaLite® Round No-Taper Column shown with Tuscan Cap and Base

Neck Mould* is adjustable and can be applied anywhere on column.
*Included with cap and base set.

Neck Mould* for PermaLite® Round Column
*Sold separately

See page 27 for dimension chart.

PLAIN AND RECESSED PANEL SQUARE PERMALITE® COLUMN DIMENSIONS (IN INCHES)

Col. Size	A	C	D	E	F	G	J	K	L	N	O	P	Lengths Avail. (ft.)
6"	5-1/2"	8-1/2"	1-1/2"	1-1/4"	1/2"	1"	7/8"	1-1/16"	8"	N/A	N/A	N/A	6, 8, 9, 10
8"	7-1/2"	11"	1-15/16"	1-11/16"	3/4"	1"	1"	1-7/16"	10-1/16"	8"	8"	3-7/8"	6, 8, 9, 10, 12
8"*	7-1/2"	10-7/16"	1-7/8"	1-11/16"	5/8"	1"	1"	1-3/8"	10-1/4"	8"	8"	3-7/8"	6, 8, 9, 10, 12
10"	9-1/2"	12-15/16"	2-1/2"	2-1/8"	3/4"	1"	1-5/16"	1-3/4"	12-3/4"	9"	9"	4-3/8"	6, 8, 9, 10, 12
10"*	9-1/2"	13-1/8"	2-3/8"	2-1/8"	3/4"	1"	1-1/4"	1-3/4"	12-3/4"	9"	9"	4-3/8"	6, 8, 9, 10, 12
12"	11-1/2"	15-1/4"	2-3/4"	2-7/16"	13/16"	1"	1-3/8"	2"	15-7/8"	N/A	N/A	N/A	6, 8, 9, 10, 12

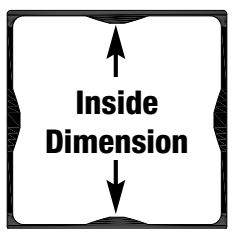
* Sim caps and bases. The remainder are poly caps and bases.

• See drawing on page 26.

NOTES: Recessed Panel top inset – 8" = 8", 10" = 9"; Bottom inset – 8" = 8", 10" = 9". Neck mould is adjustable and is applied in the field. Recessed Panel available in 8" and 10" sizes only. Factory split PermaLite® columns are not available. HB&G does not recommend splitting PermaLite® columns.

SQUARE PERMALITE® INSIDE DIMENSION

Col. Width	Inside
6"	4-5/8"
8"	6-5/8"*
10"	8-5/8"*
12"	10-5/8"



COLONIAL SQUARE CAP AND BASE FOR PERMALITE®

Col. Size	C	D	E	F	J	K	L	R
6"	8 ¹ / ₈ "	1 ¹ / ₄ "	1 ¹ / ₁₆ "	7 ¹ / ₁₆ "	5 ⁵ / ₈ "	1"	7 ⁷ / ₁₆ "	2 ³ / ₄ "
8"	10 ¹ / ₈ "	1 ¹ / ₄ "	1 ¹ / ₁₆ "	7 ¹ / ₁₆ "	15 ¹⁵ / ₁₆ "	1"	9 ⁷ / ₁₆ "	2 ³ / ₄ "
10"	12 ¹ / ₈ "	1 ¹ / ₄ "	1 ¹ / ₁₆ "	7 ¹ / ₁₆ "	15 ¹⁵ / ₁₆ "	1 ¹ / ₄ "	12 ¹ / ₈ "	2 ³ / ₄ "
12"	14 ¹ / ₈ "	1 ¹ / ₄ "	1 ¹ / ₁₆ "	7 ¹ / ₁₆ "	1"	1 ³ / ₈ "	14 ¹ / ₄ "	2 ³ / ₄ "

• Neck moulding is 4 pieces included with the cap and base.

• See drawings on page 26.

*Recessed Panel Inside Dimensions 8"- 5-5/8"; 10"- 7-5/8"

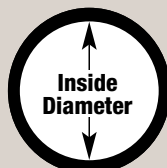
ROUND PERMALITE® NO-TAPER COLUMN DIMENSIONS

Col. Size	A	B	C	D	E	F	J	K	L	Lengths
8"	7-5/8"	7-5/8"	10-1/2"	1-7/8"	1-3/4"	3/4"	1-1/4"	1-1/2"	10-5/8"	6', 8', 9', 10'
10"	9-5/8"	9-5/8"	13-1/8"	2-3/8"	2-1/8"	3/4"	1-1/4"	1-3/4"	12-3/4"	6', 8', 9', 10', 12'

ROUND PERMALITE® DIMENSIONS

Inside diameter may vary up to 1/8".

COLUMN SIZE	ID
8"	7-3/8"
10"	9-3/8"

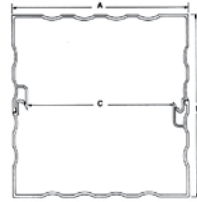



One Piece Neck Mould
for 8" and 10" Round
No-Taper Column
Is Available.

Neck Ring Sold Separately.

TRADITIONAL SQUARE ALUMINUM COLUMNS

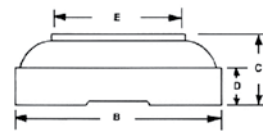
• Pre-Finished • Load Bearing • Low Maintenance • Available in Fluted, Recessed Panel, or Plain



4", 6", and 8" columns have two staves each.



10" Columns have four staves each.



Standard Cast Aluminum Cap and Base

WHITE SQUARE FLUTED COLUMN DIMENSIONS				
Col. Size	# of Staves	A	B	C
4"	2	4-1/4"	6-1/4"	1-7/8"
6"	2	5-1/2"	8-1/4"	2-3/4"
8"	2	7-1/2"	10-3/16"	2-3/4"
10"	4	9-3/8"	12-1/4"	3"

CAP AND BASE DIMENSIONS				
Col. Size	B	C	D	E
4"	6-1/4"	1-7/8"	15/16"	4-3/8"
6"	8-1/4"	2-3/4"	1-1/2"	5-9/16"
8"	10-3/16"	2-3/4"	1-1/2"	7-9/16"
10"	12-1/4"	3"	1-11/16"	9-7/16"

AVAILABLE SIZES	
4" x 8'	8" x 8'
4" x 10'	8" x 9'
6" x 8'	8" x 10'
6" x 9'	10" x 8'
6" x 10'	10" x 9'
	10" x 10'



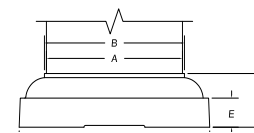
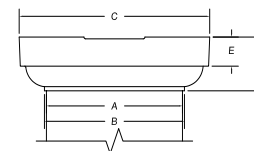
WHITE FLUTED ROUND ALUMINUM COLUMN

Round fluted aluminum columns are no-taper and have been designed to provide a lifetime of structural integrity. Columns are pre-finished and load bearing.

STANDARD CAPS AND BASES (Dimensions in inches on columns and bases)					
Col. Dia.	A	B	C	D	E
6"	5-3/4	6-1/16	7-1/2	2-1/8	1-1/16
8"	7-5/8	8	10	2-11/16	1-1/4
10"	9-9/16	10	12-1/2	3-3/8	1-5/8
12"	11-7/16	12	15	4	2


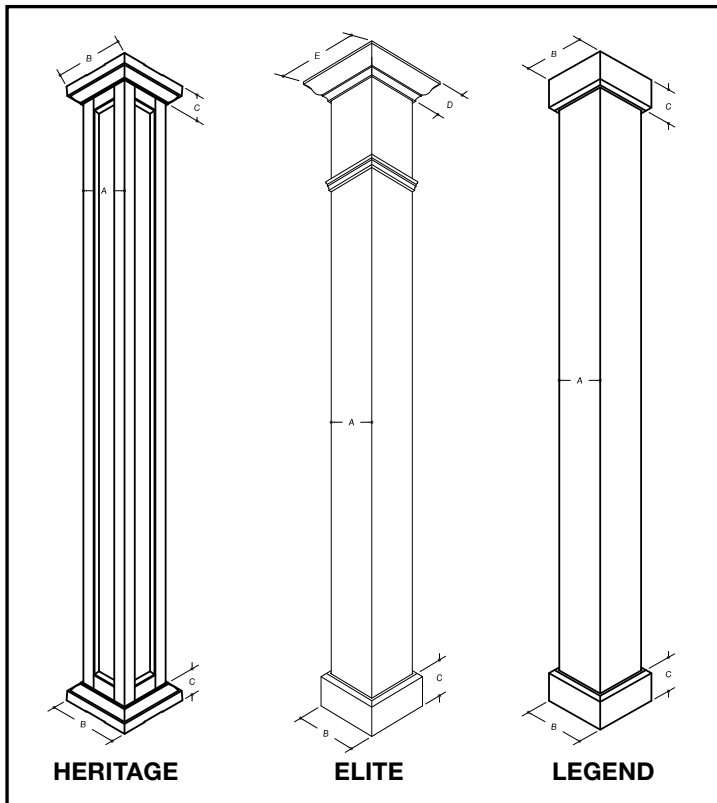
DIMENSION DATA IN INCHES				
Col. Dia.	# Staves in Whole Column	# Staves in 1/2 Column	Column O.D.	Column I.D.
6"	3	2	5-3/4	4-15/16
8"	3	2	7-3/4	7
10"	4	2	9-9/16	8-3/4
12"	5	3	11-7/16	10-5/8

AVAILABLE SIZES
6" x 8'
6" x 9'
6" x 10'
8" x 8'
8" x 9'
8" x 10'
10" x 8'
10" x 9'
10" x 10'
12" x 8'
12" x 9'
12" x 10'
12" x 12'



STD. CAP & BASE

Heritage, Legend, and Elite Square Aluminum Columns



WHITE RECESSED PANEL HERITAGE COLUMN						
Nominal Size	STD. Lengths	A	B	C		
6"	8', 9', 10'	5-1/2"	8-1/2"	2-3/4"		
8"	8', 9', 10'	7-1/2"	10-1/2"	2-3/4"		
TEXTURED PLAIN ELITE COLUMN						
Nominal Size	STD. Lengths	A	B	C	D	E
6"	8', 9', 10'	5-1/2"	7-1/4"	5"	3"	10-1/2"
8"	8', 9', 10'	7-1/2"	9-1/4"	5"	3"	12-1/2"
TEXTURED PLAIN LEGEND COLUMN						
Nominal Size	STD. Lengths	A	B	C		
6"	8', 9', 10'	5-1/2"	7-1/4"	5"		
8"	8', 9', 10'	7-1/2"	9-1/4"	5"		

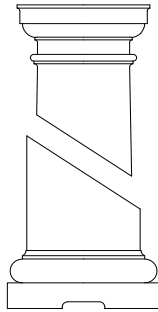




ARCHITECTURAL COLUMNS


We offer columns ranging from the timeless architectural orders to more modern no-taper rounds, squares (plain and panel), craftsman, colonial, and barrel columns. Columns are available in paint grade woods (finger-jointed pine, redwood, or cedar) for interior or exterior use or stain grade woods for interior applications (most common stain grade species are shown below). We recommend using western red cedar or heart redwood for exterior applications due to their superior natural weather-resistant characteristics. We can factory prime columns to be painted and apply coating for added protection for columns to be installed outside.

THE CLASSIC COLUMNS



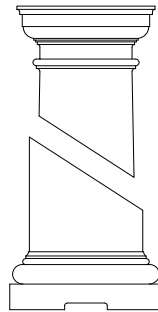
Tuscan

- Simplest and strongest design
- Usually Plain rather than fluted
- Shaft length, including cap and base, is seven times diameter.



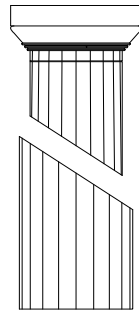
Roman Ionic

- Ornate design with decorative scrolled capital and Attic Base
- Contains 24 semi-circular flutes separated by fillets
- Shaft length, including cap and base, is nine times diameter.




Roman Doric

- Next in strength and simplicity to the Tuscan cap and base contain additional moulding detail
- Usually Plain rather than fluted
- Shaft length, including cap and base, is eight times diameter.



Greek Doric

- Has no base
- Contains 20 shallow flutes that form peaks (no fillets)
- Shaft length, including cap, is five and a half times diameter.



Roman Corinthian


- Most elegant style, features an inverted bell capital adorned with acanthus leaves and an Attic Base
- Fluted in the Ionic Style
- Shaft length, including cap and base, is ten times diameter.

Shaft Nominal Diameter	Bottom	Top	Flutes	
	Net Inside Diameter	Net Inside Diameter	Number	Width
6"	3"	2 1/2"	24	1/2"
8"	5 1/4"	4 3/8"	24	1 1/16"
10"	7 1/4"	6 3/8"	24	7/8"
12"	9"	7 3/4"	24	1"
14"	10 1/8"	9"	24	1 1/4"
16"	12"	10"	24	1 1/4"
18"	14 1/4"	12"	24	1 1/2"
20"	16 1/4"	13"	24	1 11/16"
22"	18 1/4"	15"	24	1 15/16"
24"	20 1/4"	17"	24	2 1/8"
26"	22 1/8"	19"	24	2 1/4"
28"	24 1/8"	21"	24	2 11/16"

MOST POPULAR STAIN GRADE WOOD SPECIES



Redwood



Ponderosa Pine



Mahogany



Cherry



Maple



Poplar

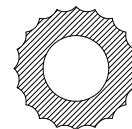


Walnut




Oak

FLUTE OPTIONS



Greek Doric



Roman Ionic

CUSTOM SPLITTING OPTIONS



Q



C



D



H



K

ROUND WOOD COLUMNS

COLUMN DIMENSIONS (IN INCHES)

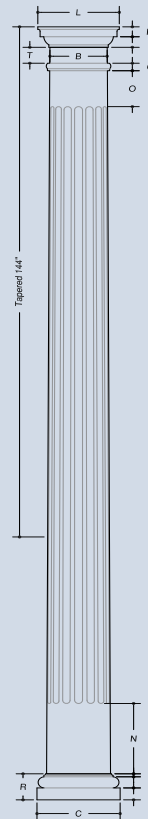
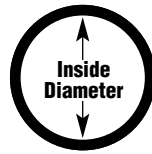
COL. SIZE	A	B	C	D	E	F	G	J	K	L	O	N	R	T	LENGTHS AVAIL. (ft)
6"	5 ⁵ / ₈ "	4 ⁵ / ₈ "	7 ¹ / ₄ "	1 ³ / ₈ "	1 ¹ / ₄ "	3 ¹ / ₈ "	1 ⁵ / ₁₆ "	1 ¹ / ₁₆ "	1 ¹ / ₁₆ "	7"	4 ¹ / ₂ "	8"	3 ³ / ₁₆ "	2"	8,10
8"	7"	6 ¹ / ₄ "	9 ¹ / ₄ "	1 ¹ / ₂ "	1 ¹ / ₄ "	3 ³ / ₈ "	1 ⁵ / ₁₆ "	1 ¹ / ₄ "	1 ¹ / ₄ "	8 ⁵ / ₈ "	4 ¹ / ₂ "	8"	3 ¹ / ₄ "	2"	8,10,12
10"	9"	8 ¹ / ₄ "	11 ¹ / ₄ "	1 ¹ / ₂ "	1 ¹ / ₄ "	3 ⁵ / ₈ "	1 ⁵ / ₁₆ "	1 ¹ / ₄ "	1 ¹ / ₁₆ "	10 ¹ / ₂ "	4 ¹ / ₂ "	8"	3 ¹ / ₄ "	2"	8,10,12
12"	11 ³ / ₈ "	9 ³ / ₈ "	13 ³ / ₈ "	1 ³ / ₈ "	1 ¹ / ₄ "	7 ⁵ / ₈ "	1 ⁵ / ₁₆ "	1 ³ / ₄ "	1 ³ / ₈ "	12"	4 ¹ / ₂ "	8"	3 ¹ / ₈ "	2"	8, 10, 12

Larger sizes available. Call for quote.

ROUND WOOD INSIDE DIMENSIONS

Inside diameter may vary up to 1/4".
Splitting a column will decrease inside dimension 1/8".

COL. DIA.	TOP I.D.	BOT I.D.
6"	3 ¹ / ₈ "	3 ¹ / ₈ "
8"	4 ³ / ₈ "	4 ³ / ₈ "
10"	6 ³ / ₄ "	6 ³ / ₄ "
12"	7 ¹ / ₈ "	9 ³ / ₈ "



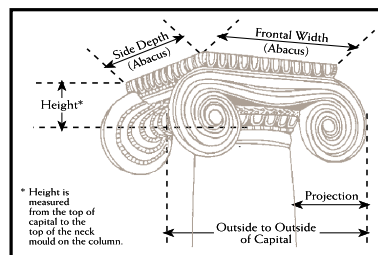
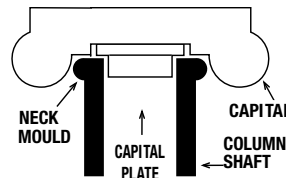
CAPITALS AND BASES FOR WOOD COLUMNS

CAPITAL DIMENSIONS FOR ROUND COLUMNS (IN INCHES)

Size of Columns (Diameter at bottom of shaft)		8"	10"	12"
		ROUND	ROUND	ROUND
Roman Ionic	Height	3 ⁵ / ₁₆ "	4"	4 ⁵ / ₈ "
	Abacus	8 ¹ / ₈ "	10 ³ / ₄ "	12 ¹ / ₂ "
	Projection	3 ¹ / ₈ "	4 ¹ / ₈ "	5"
	O/S to O/S	10 ¹ / ₂ "	13 ⁹ / ₁₆ "	16 ¹ / ₂ "
Greek Ionic	Height	4 ¹ / ₈ "	5 ⁵ / ₈ "	6 ⁹ / ₁₆ "
	Abacus	7 ⁵ / ₁₆ "	10 ¹¹ / ₁₆ "	14 ³ / ₈ "
	Projection	3 ⁵ / ₈ "	5"	7 ¹ / ₂ "
	O/S to O/S	11 ⁷ / ₈ "	14 ¹⁵ / ₁₆ "	20 ¹¹ / ₁₆ "
Temple of the Winds	Height	8"	10 ⁵ / ₁₆ "	11 ⁵ / ₈ "
	Abacus	11 ⁷ / ₈ "	13 ⁷ / ₁₆ "	16 ⁹ / ₁₆ "
	Projection	5 ¹ / ₂ "	6"	7"
	O/S to O/S	11 ⁷ / ₈ "	13 ⁷ / ₁₆ "	16 ⁹ / ₁₆ "
Roman Corinthian	Height	8 ¹¹ / ₁₆ "	11 ¹⁵ / ₁₆ "	14 ⁵ / ₈ "
	Abacus	12 ¹ / ₁₆ "	14 ⁵ / ₈ "	18 ⁷ / ₈ "
	Projection	4 ¹ / ₄ "	6 ¹ / ₄ "	8 ¹ / ₄ "
	O/S to O/S	12 ¹ / ₁₆ "	14 ⁵ / ₈ "	18 ⁷ / ₈ "
Samozi	Height	3 ¹ / ₈ "	4 ¹ / ₈ "	5 ¹ / ₁₆ "
	Abacus	9 ⁷ / ₈ "	14 ¹ / ₄ "	16 ⁵ / ₈ "
	Projection	3 ³ / ₈ "	5 ³ / ₈ "	6"
	O/S to O/S	10"	14 ¹ / ₄ "	16 ⁵ / ₈ "

8" - 12" LOAD BEARING ORNAMENTAL CAPITALS FOR ROUND WOOD COLUMNS

Adding a load bearing ornamental capital to a round wood column will lengthen or shorten the overall height of the column depending on the height of the capital. Subtract the "T" dimension (from the column dimensions chart) and add the height of the ornamental capital +/- 1/4" for overall column height.

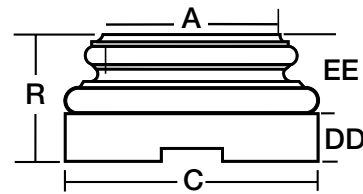


• 8"-12" Round Ornamental Capitals are load bearing.

CAPITAL AND BASE OPTIONS

The same cap and base profiles offered in PermaCast® are also available for wood.

ATTIC BASE



For columns 8" to 12" in diameter, bases, including plinth, are Polyurethane.

COLUMN SIZE	BOTTOM DIA. (NET)	ROUND BASE			
		A	C	DD	EE
6"*	CALL	CALL	CALL	CALL	CALL
8"	8 ¹ / ₈ "	10 ¹ / ₄ "	1 ⁷ / ₈ "	3 ¹ / ₄ "	5 ¹ / ₈ "
10"	9 ⁵ / ₈ "	13"	2 ¹ / ₂ "	4"	6 ¹ / ₂ "
12"	11 ⁵ / ₈ "	16"	2 ⁷ / ₈ "	4 ⁵ / ₈ "	7 ¹ / ₂ "

Capitals and bases for wood columns are load bearing. The shaft fits between the capital and base and alters the height of the shaft. Several options are offered for wood columns.

CLASSIC CAPITAL AND BASE

The Classic style is standard and best complements the wood column.

ORNAMENTAL CAPITALS

Five styles of ornamental capitals are available. Nothing makes a statement like wood columns with an ornamental cap. 8"-12" ornamental capitals for Round wood columns are load bearing.

Using an ornamental capital with a wood shaft will alter the height of the shaft.

ATTIC BASE

Attic bases are used for a more ornate look and comes in two pieces. (In the chart, see DD for the plinth dimension and EE for the torus dimension.)

TIPS

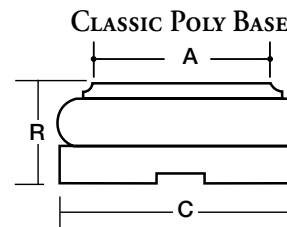
When ordering an ornamental cap order the appropriate base for the column.

Ornamental caps will lengthen or shorten the height of the column.

Ensure exact opening measurement prior to ordering column length.

WHAT YOU NEED TO KNOW

- The height of a column includes capital and base (Ex. 8' = shaft 7' 6¹/₂" and capital and base total 8').
- Cap and base fit on top and bottom of column insulating the column from the elements.
- Split columns are not load bearing.
- For transportation purposes, small sections of split columns are left partially intact.
- Store columns in dry, well-ventilated area.
- For exterior applications: Paint inside of column shaft with a nonfibrous asphaltum type roof coating. Application must reach minimum 48" up the inside bottom of the column shaft.
- Wood columns require ventilation at the top and bottom.
- Failure to adhere to installation instructions voids the warranty.



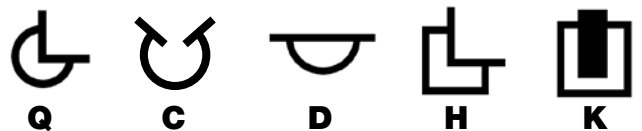
CLASSIC POLY CAP



CLASSIC POLY CAP AND BASE DIMENSIONS

BASE	A	C	D	E	F	R	CAP	J	K	L
8"	7"	10 ¹ / ₄ "	1 ⁷ / ₈ "	1 ³ / ₄ "	5 ⁸ / ₁₆ "	4 ¹ / ₄ "	8"	1 ⁵ / ₁₆ "	1 ⁵ / ₁₆ "	8 ⁷ / ₈ "
10"	9"	12 ⁷ / ₈ "	2 ⁷ / ₁₆ "	2 ¹ / ₈ "	3 ⁴ / ₁₆ "	5 ⁵ / ₁₆ "	10"	1 ¹ / ₄ "	1 ³ / ₄ "	10 ³ / ₈ "
12"	11 ⁵ / ₈ "	16"	2 ⁷ / ₈ "	2 ³ / ₈ "	7 ⁸ / ₁₆ "	6 ¹ / ₈ "	12"	1 ³ / ₄ "	2 ¹ / ₁₆ "	13 ³ / ₄ "

CUSTOM SPLITTING OPTIONS



The PermaPost® Collection

- Weather Proof
- Insect Proof
- Load Bearing
- Low Maintenance

- Pre-finished White
- Ready to Install
- 25 Year Limited Warranty

Chamfered PermaPost® with Savannah
PermaPorch® Railing and Square Balusters

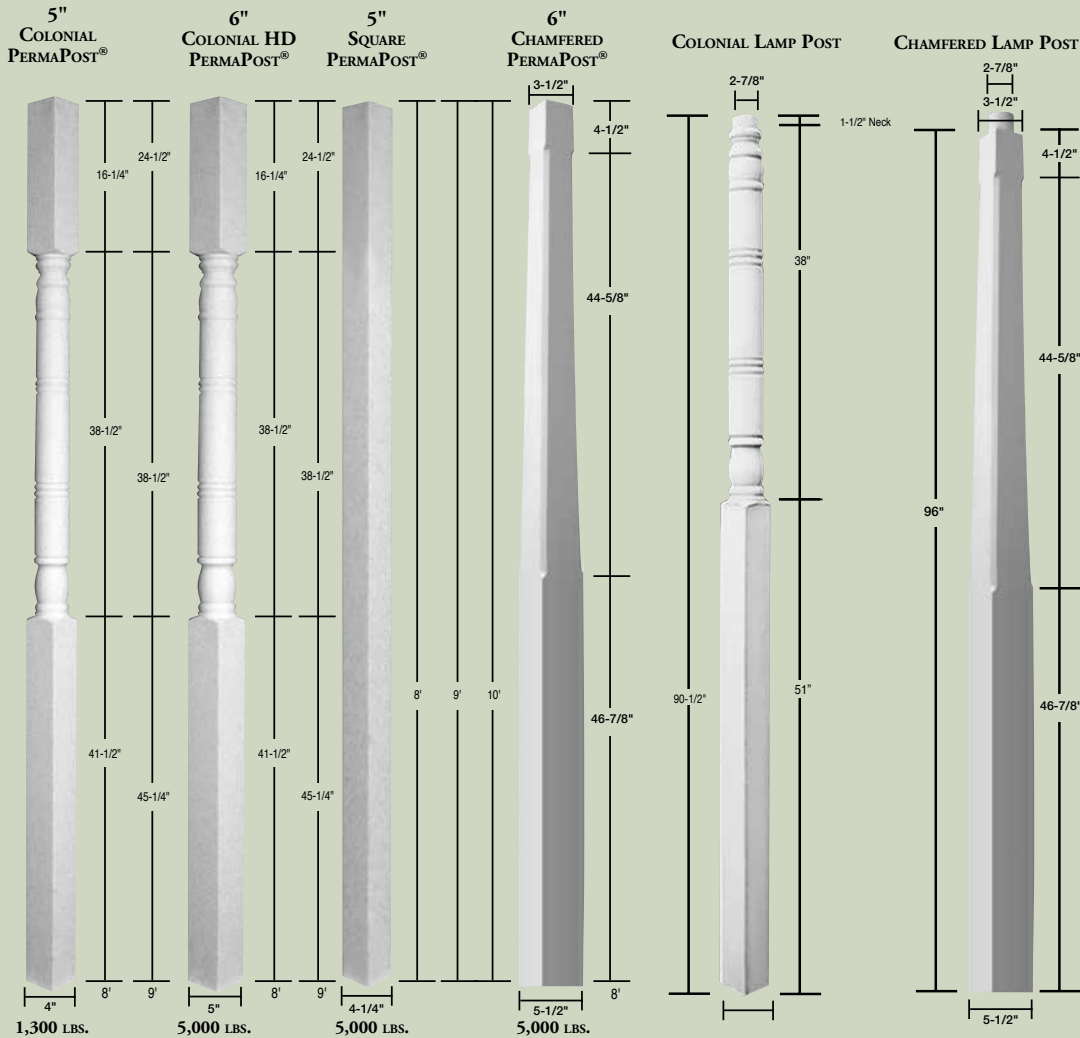


The Square PermaPost® is made from low maintenance PVC and is pre-finished with a white capstock. HB&G's Colonial and Chamfered PermaPost® are made from a low maintenance polyethylene and are pre-finished

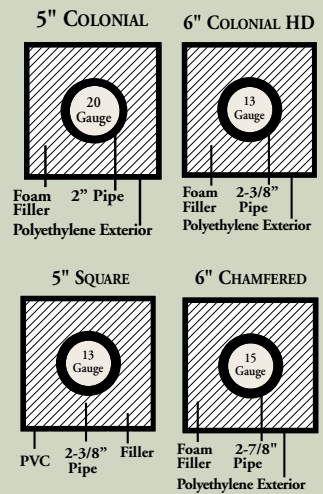
white. For a warm and inviting decorative look for your front porch, choose from either the 5" or 6" Colonial PermaPost®, the 5" Square PermaPost®, or the 6" Chamfered PermaPost®.

PermaPosts®

Perma Lamp Posts



The Perma Lamp Post is an attractive way to light a drive or garden area. The pipe in the center is designed to allow a wire to be easily installed. The 2⁷/₈" pipe fits most outdoor lamp fixtures. New pre-finished injection molded skirts will be available in the spring.



Porch-Loc™

- Adds wind uplift resistance
- Porch-Loc™ secures structural Colonial and Square PermaPost® to floor and beam/header
- Easy installation
- Durable skirts included

AVAILABLE IN 3 SIZES

SIZE	Dimension
5" Colonial	4"
6" Colonial	5"
5" Square	4-1/4"

Skirts and hardware included



Description

Dimensions are nominal and may vary slightly.

- 5" Colonial PermaPosts® and Perma Lamp Posts are net 4".
- 6" Colonial PermaPosts® are net 5".

Chamfered PermaPosts® and Perma Lamp Posts are net 3-1/2" (top) and 5-1/2" (bottom)

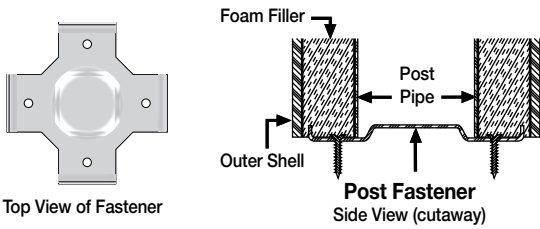
- Square posts are net 4-1/4".
- Perma Lamp Posts can accommodate most outdoor lamp fixtures.

New pre-finished injection molded skirts will be available in the spring.

FASTENING SYSTEMS

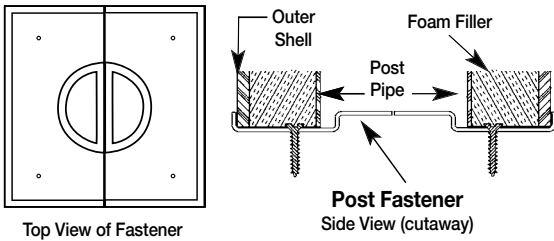
COLONIAL POST

Two (2) Post Fasteners are shipped with each colonial post.



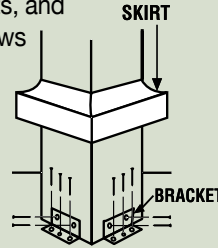
SQUARE POST

Two (2) Post Fasteners are shipped inside each post.



Optional Synthetic Post Fastening Kits

Each kit comes complete with skirt, brackets, and TapCon screws for wood or concrete substrates. Available for all Synthetic Post styles.



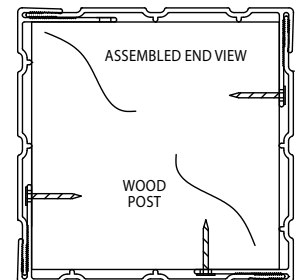
VINYL POST WRAP

- **Designed to Dress up a Treated Square Wood Post**
- **Low Maintenance**
- **Insect and Weather Proof**
- **Installs in Minutes**
- **Perfect for Remodeling**
- **Limited Lifetime Warranty**
- **Pre-Finished White**



SIZES: 4"x8.5', 4"x10', 6"x8.5', and 6"x10'

EASY INSTALLATION

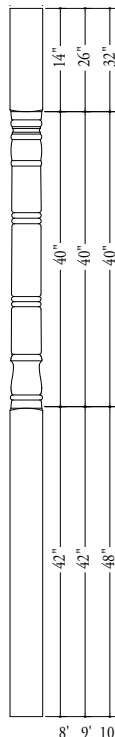


WOOD PORCH POSTS

NUMBER 100 TURNED WOOD POST

Our No. 100 turned wood posts are available in 4", 5", and 6" nominal sizes.


(Cross sections are 3-1/4", 4-1/4", and 5-1/4" net size.)



NUMBER 100 TURNED POST

ALUMINUM PLINTH FOR WOOD POST

Wood posts must be installed with aluminum plinths or quick mount bracket to comply with warranty.



The PermaPorch® Railing Collection

- Low Maintenance
- Pre-finished or can be painted
- Easy Installation
- As Versatile as Treated Lumber

- Available in Pre-Built Sections
- Deck Options Available
- 10/25 Year Limited Warranty
- Complete Kits Available
- Ready to Install

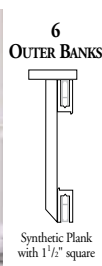
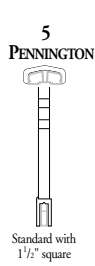
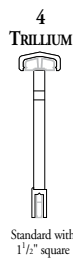
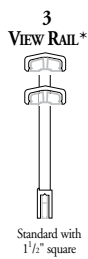
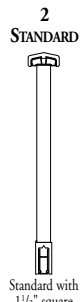
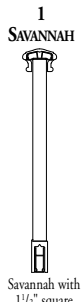


12" Round PermaCast® Column with Savannah PermaPorch® Railing

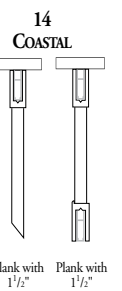
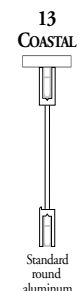

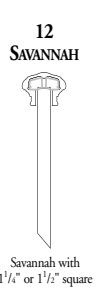
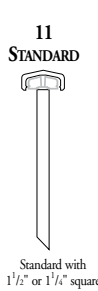
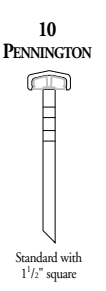
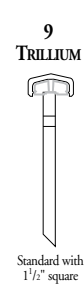
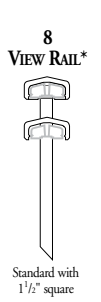
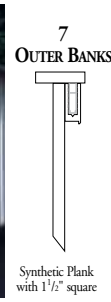
The PermaPorch® Railing system is a beautiful way to tie your whole porch look together. It is made up of several different components, allowing you the ability to create the designs that match your way of life. Easy to install, this

worry free railing system will be a beautiful, low maintenance addition to your porch or deck for generations to come. Be sure to use the coastal newel in areas where coastal effect corrosion is a concern.

Porch Railing



Deck Railing



All rail sections suitable with columns (as shown) or PermaPost®
* Top Rail Section must be installed on site.

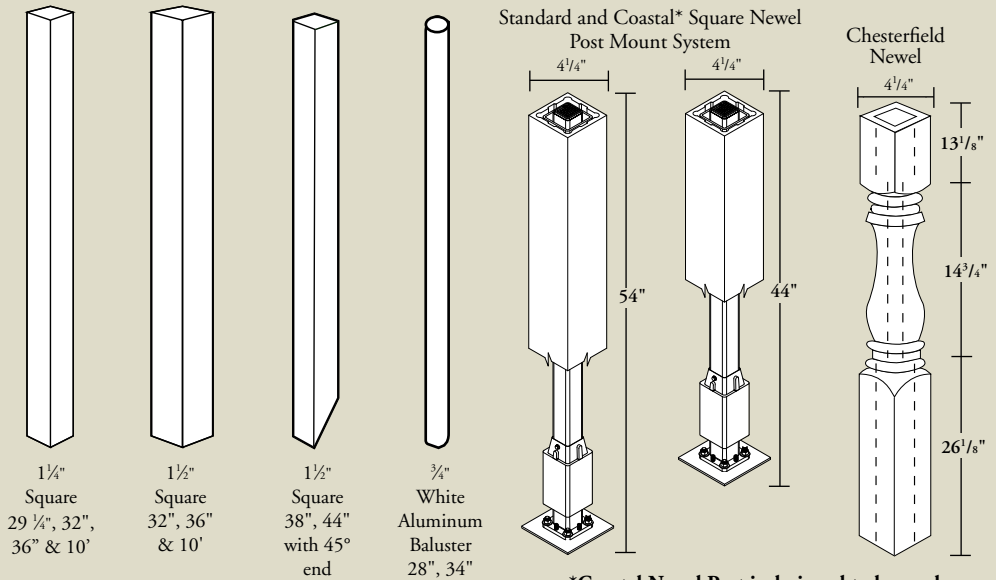
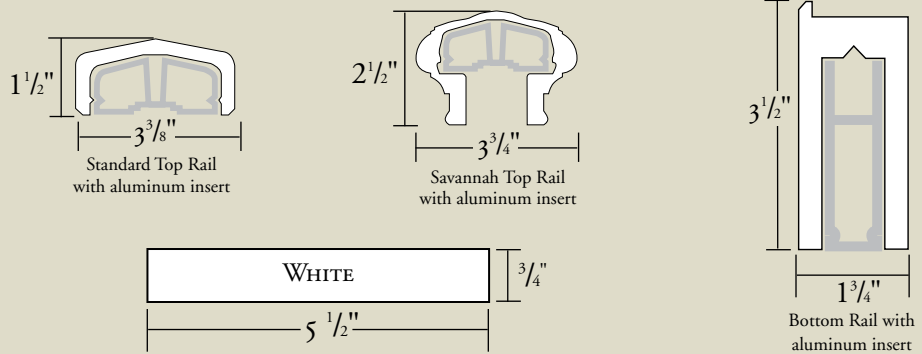
Pre-Built PermaPorch® Railing

Pre-Built PermaPorch® Railing is available in a variety of styles to match your porch and deck design. The top and bottom rails are made of pre-finished weather resistant cellular PVC with aluminum inserts.

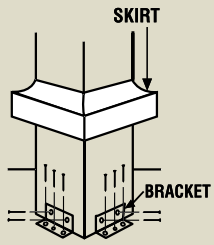
• HB&G recommends checking all building codes before the design and installation of your PermaPorch® Railing.



The top rail, bottom rail, and balusters are available in pre-finished white. They are made from weather resistant cellular PVC. The balusters are also available in round aluminum.



*Coastal Newel Post is designed to be used in harsh and coastal conditions.



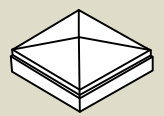
CHESTERFIELD FASTENING KIT*

Each kit comes complete with skirt, brackets, and TapCon screws for wood or concrete substrates.

*Review building code requirements prior to use.




Poly Ball Top
Height 6"
Width at Base 4 7/8"




Poly Pyramid Top
Height 1 1/4"
Width at Base 4 7/8"

CUSTOM RAIL PANELS

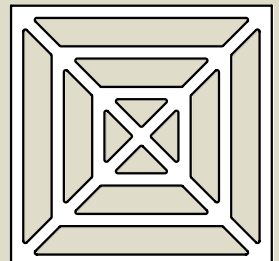
Custom rail panels are available. Use our custom rail patterns to create a beautiful, one of a kind look that will set any home apart. HB&G's rail panels are designed to work with the PermaPorch® Railing top and bottom rails. They are made of cellular PVC and can be manufactured using your design or you can choose from one of the styles below. Contact a customer service representative now to order your custom rail panel.



Chippendale



Circle Center



Spiderweb

Savannah PermaPorch® Railing and 5" Square PermaPost®

Three Ways to Order the PermaPorch® Railing...

1. PRE-BUILT SECTIONS

- Shipped factory assembled
- Easy to install
- Everything needed to install is included
- How to order
 - Choose length – 4', 6', or 8' sections
 - Choose desired style from page 33 and 34
 - Note rail height (36" or 42")
- Onsite trimming ensures exact fit

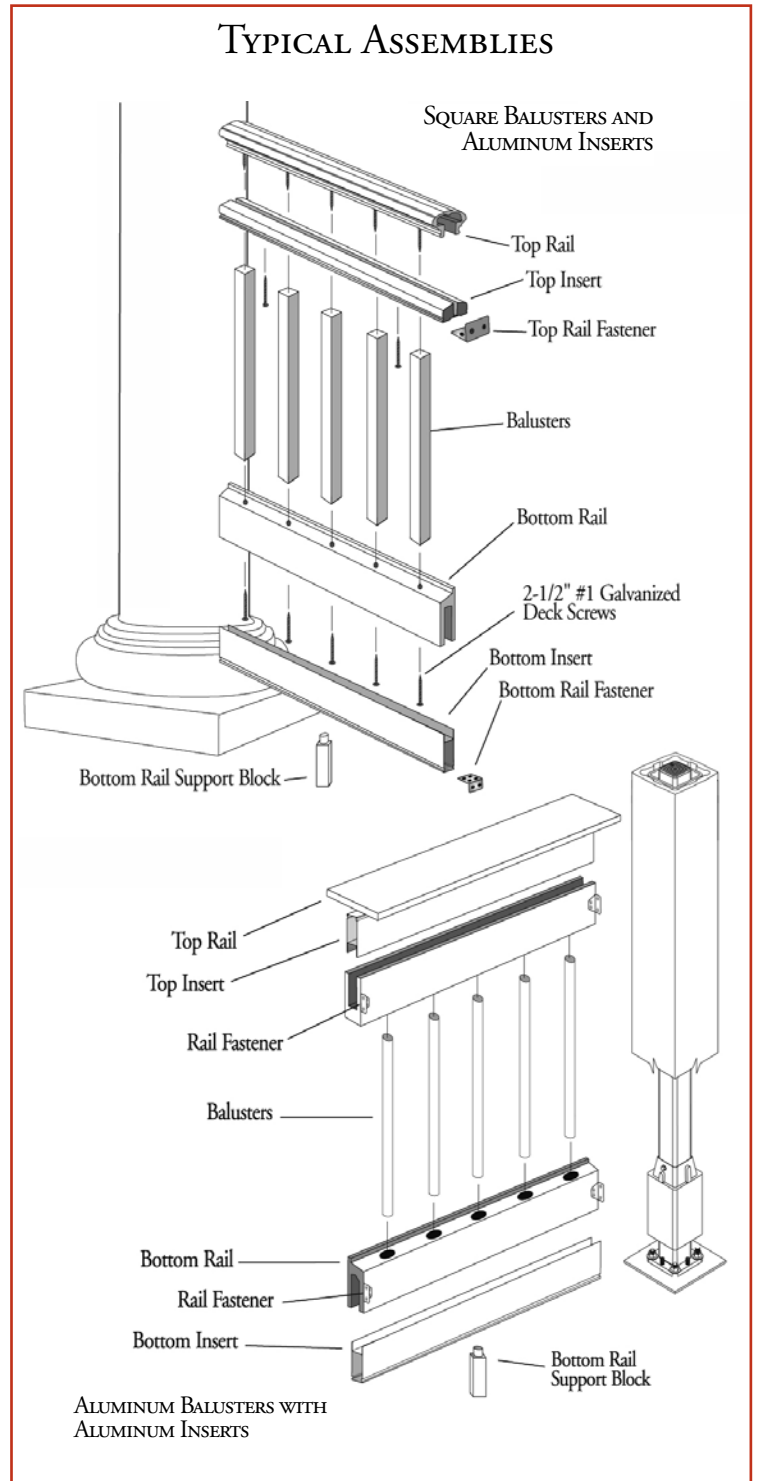
2. DO-IT-YOURSELF KIT

- Rail Section shipped in one box
- Balusters are included in box*
- Everything needed to assemble and install is included
- How to order:
 - Choose length – 6' or 8'
 - Choose style – Savannah or Standard
- Kit includes:
 - Savannah or Standard top rail
 - Bottom rail
 - Aluminum inserts
 - 1 1/2" x 29 1/4" square balusters
 - 8' = 18 balusters
 - 6' = 14 balusters
 - Assembly and installation hardware
 - Support block
- Available in 36" rail height only

*Screws for balusters are not included

3. INDIVIDUAL COMPONENTS


- Build your own design
- Mix and match components
- For a complete rail system you will need the following:
 - Top rail – Standard or Savannah
 - Top insert – aluminum 8', 10', 12'
 - Balusters – 29 1/4", 32", 36", and 10' (Balusters may need to be trimmed for desired rail height.)
 - Bottom rail
 - Bottom insert – aluminum 8', 10', 12'
 - Support block
 - Fastening kit



CURVED PERMAPORCH® RAILING

HB&G has a wide range of PermaPorch® Railing styles and designs. With the curved PermaPorch® Railing, HB&G's line of rail products can meet the needs of any application. The curved PermaPorch® Railing is available with either the Standard or Savannah top rail with wood inserts. Radius from 60" to 240" are available in 8 foot sections. Balusters sold separately. For lead time and ordering info, call 1-800-264-4HBG (4424).

HB&G recommends checking all building codes before the design and installation of your PermaPorch® railing.



BUILDER SELECT RAILING

- Limited Lifetime Warranty
- Stylish and Strong PVC Rail System
- Six Easy Installation Steps vs. 10-20 With Others
- Vibrant White UV Protected Rail System Engineered to Avoid Yellowing
- Tan Color Available (Special Order Only)
- Will Never Need Painting
- Ideal for Residential and Commercial Applications
- Meets and Exceeds all International Building Codes (IBC) and International Residential Building Codes (IRC)
- Approval for 2nd Floor and Higher Applications
- Column Installation Brackets Available
- Will Never Chip, Rust, or Splinter
- Stress Tested/Impact Resistant



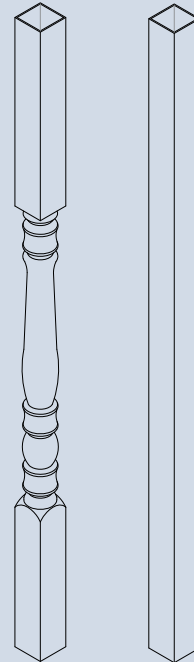
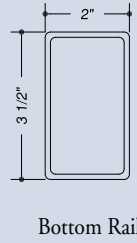
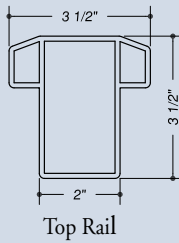
Builder Select Railing combines commercial grade strength with beauty and elegance, creating a railing system that is practically maintenance free. The Builder Select Railing system has a Limited Lifetime Warranty and is manufactured from stylish and strong impact resistant PVC.

Builder Select Railing has been engineered to accommodate normal temperature swings and changing climate conditions. It is manufactured from high quality rigid PVC with impact modifiers and high levels of Titanium Dioxide which resist ultraviolet degradation. As with most plastics, vinyl will become less flexible in colder weather conditions; however, unless

subjected to unusual impact, it will not break. Builder Select Railing is categorized as self-extinguishing, meaning it has a high flash point (716 degrees F). It does not readily ignite and does not sustain combustion once the source of ignition is removed.

Meeting or exceeding all International Building Codes and all International Residential Codes allows Builder Select Railing to be used in commercial and residential construction. It installs in 6 easy steps saving time and money. Compared to the cracking, chipping, splintering, and constant painting of wood or the denting and rusting of aluminum and steel, nothing holds up better than Builder Select Railing.

COMMERCIAL




4"x40" and 4"x45"
Commercial
Code Approved
Newel Post


1 1/2" Turned
32" and 38"

1 1/2" Square
32" and 38"

RESIDENTIAL



Newel Post Bracket Set



Column Bracket Set



Ball Cap



New England
Skirt



Gothic Cap



New England
Cap

Full length Aluminum Insert
Gives great strength and support to tie the rail system to the structure.

Hardware

Complete with epoxy for concrete mount or fasteners for wood mount.

CODE APPROVED NEWEL POSTS

The HB&G Builder Select Railing system offers two newel posts. The first, seen above, is a commercial grade newel post that meets all commercial and residential building codes. The second is a residential grade newel post that meets all residential building codes. Both newel posts are designed to integrate with the Builder Select Railing system giving a beautiful look that is secure and backed by commercial and residential building code approvals.



RAILING KITS		
Rail Height	1-1/2" Square Baluster	1-1/2" Turned Baluster
36"	6',8',10' Kits	6',8',10' Kits
36" Slope*	6',8' Kits	6',8' Kits
42"	6',8',10' Kits	6',8',10' Kits
42" Slope*	6',8' Kits	6',8' Kits
*Will Accommodate a 30-35 Degree Slope		
ADA Grab Rail Sections Available		



Balustrade Systems

- Low Maintenance
- Primed White
- Ready to Install and Paint

- Easy Installation
- 25 Year Limited Warranty



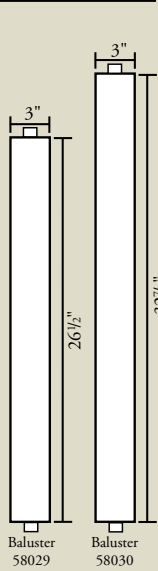
12" Round PermaCast® Columns with Tuscan Cap and Base and 7" Balustrade System

HB&G has created a unique and elegant balustrade system that can make your home stand out from the rest. These low-maintenance features are made by molding high-density urethane around structural elements in order to provide exceptional beauty,

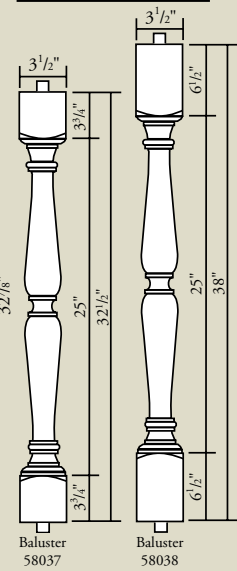
durability, and quality. Choose from three rail sizes and several baluster profiles. Curved balustrade systems are available in 10' sections. For more information about this exceptional addition to your porch, call 800-264-4HBG (4424).

6" Balustrade System

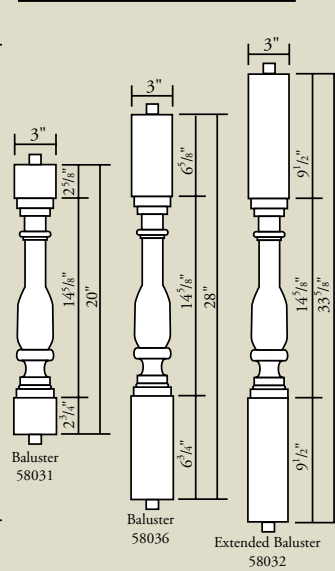
SQUARE



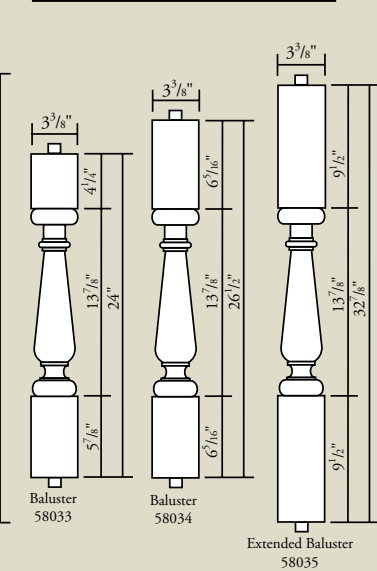
SAFFRON



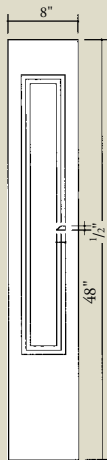

SHANNON



SHELBY



SHERWOOD



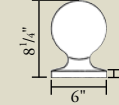
Poly moulding provided loose to be installed on job site. See page 10 for panel moulding styles.



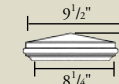
Plain Newel #57088



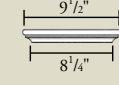
Five Sided Angle Newel #57084




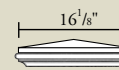
Ball Cap* #57087
*Must be used with Flat Cap



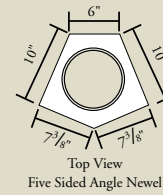
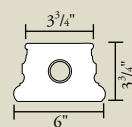
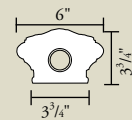
Pyramid Cap #57085



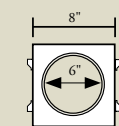
Flat Cap #57086



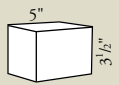
Five Sided Pyramid Cap #57083



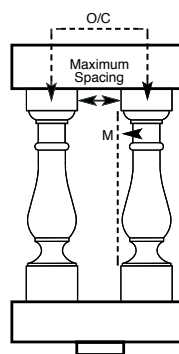
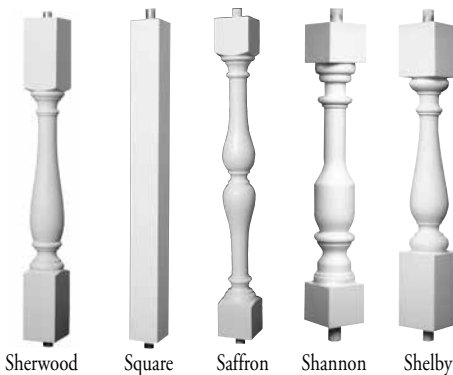
Top View Five Sided Angle Newel



Panel Newel and Corner Newel #57089



Support Block #58013



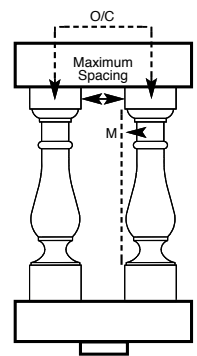

SKU	M	Maximum Spacing	O/C
58031	7/8"	2 1/4"	5 1/4"
58032	7/8"	2 1/4"	5 1/4"
58036	7/8"	2 1/4"	5 1/4"
58033	1"	2"	5 1/2"
58034	1"	2"	5 1/2"
58035	1"	2"	5 1/2"
58037	1"	2"	5 1/2"
58038	1"	2"	5 1/2"
58029	0"	4"	7"
58030	0"	4"	7"
58061	1 1/16"	1 3/4"	5 1/4"
58062	1 1/16"	1 3/4"	5 1/4"
58063	1 1/16"	1 3/4"	5 1/4"

7" Balustrade System

CALVERT

CARRINGTON

CLEMENT



SKU	M	Maximum Spacing	O/C
58041	1-3/8"	1-1/4"	6-1/2"
58042	1-3/8"	1-1/4"	6-1/2"
58045	1-3/8"	1-1/4"	6-1/2"
58043	1-3/8"	1-1/4"	6-1/2"
58044	1-3/8"	1-1/4"	6-1/2"
58046	1-3/8"	1-1/4"	6-1/2"
58091	1-5/16"	1-3/8"	6-5/8"
58092	1-5/16"	1-3/8"	6-5/8"
58093	1-5/16"	1-3/8"	6-5/8"

12" Balustrade System

MANDEVILLE

Baluster 58051

Baluster 58052

Extended Baluster 58053

MANASSES

Baluster 58054

Baluster 58055

Extended Baluster 58056

Top Rail

Bottom Rail

Panel Newel and Corner Newel 57095

Plain Newel #57094

Pyramid Cap #57091

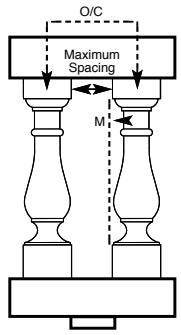
Support Block #58014

Flat Cap #57092

Ball Cap
7" 63058
10" 57096
12" 57093
*Must be used with Flat Cap

Classic Cap 57097

Poly moulding provided loose to be installed on job site. See page 10 for panel moulding styles.



12"			
SKU	M	Maximum Spacing	O/C
58051	1-3/4"	1/2"	7-1/2"
58052	1-3/4"	1/2"	7-1/2"
58053	1-3/4"	1/2"	7-1/2"
58054	2-3/4"	0"	7-1/2"
58055	2-3/4"	0"	7-1/2"
58056	1-3/4"	0"	7-1/2"

Curved Balustrade System

- 6", 7", and 12" Rail Styles
- Low Maintenance
- Primed White
- Ready to install and paint
- Easy Installation
- 25 Year Warranty
- Available in 60"-108" radius
- Modified Radius Available in 6" and 7" systems only

HB&G Curved Balustrade System will add an elegant finishing touch to any house. Each top and bottom rail style is available in radius from 60" to 108" in 10' lengths. (See pages 40-42 for rail styles.)



Must purchase balusters and newels separately.

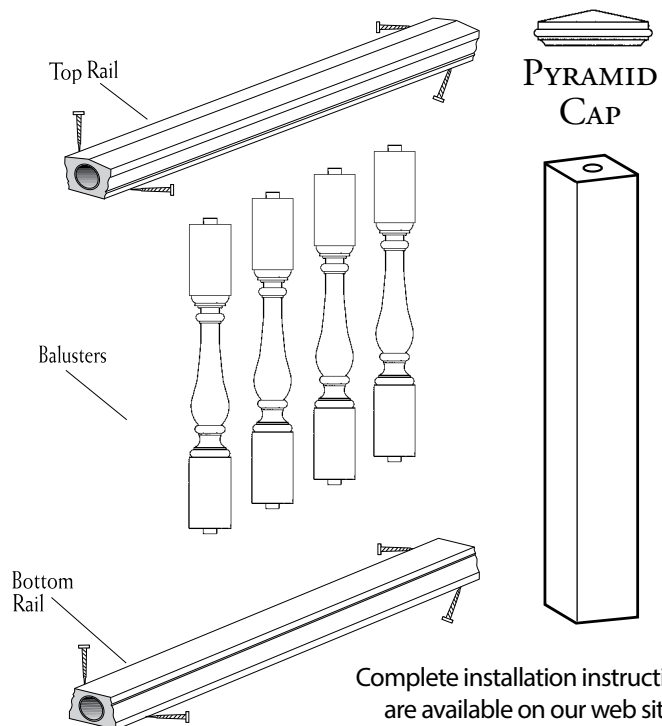
Building Codes

HB&G recommends checking all local, state, and national building codes before the design and installation of your balustrade system.

HB&G is not responsible or liable for any balustrade system that does not meet the requirements of the governing building code in the location where the system is installed.

The space between the bottom rail and the substrate should not be more than 2".

TYPICAL ASSEMBLY



Complete installation instructions are available on our web site or contact us via telephone or email.


NOTE: Rails are not pre-drilled.

PermaPorch® Ceiling

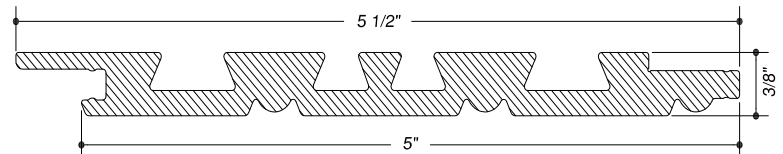
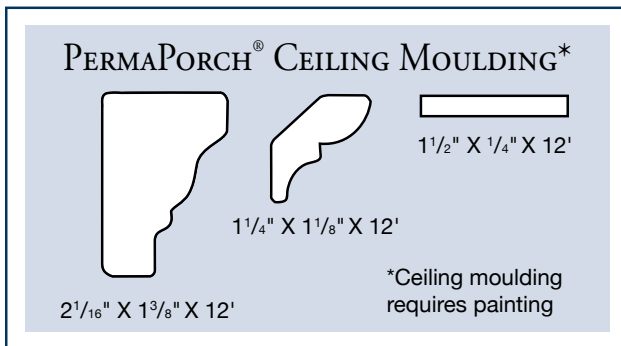
- Pre-finished white or blue
- Hidden Fastening (Blind Nail)
- Can be Installed on 24" Centers
- Can be easily painted

- 1 pc. (5 1/2" x 12') = 5.5 sq. ft. of Coverage
- 1 pc. (5 1/2" x 16') = 7.3 sq. ft. of coverage

Pre-finished with a capstock to match the PermaPorch® Railing, the PermaPorch® Ceiling is another low maintenance product in the HB&G PermaPorch® package. It can be used as a beaded ceiling or as an accent to any room as a dramatic wainscoting. With the PermaPorch® Ceiling, you and your family will enjoy a seamless and stylish porch ceiling for years to come. Once it's installed, it offers lasting beauty so you can sit back, relax, and enjoy the good life.



The PermaPorch® Ceiling comes pre-finished white or blue and ready to install in 12 ft. and 16 ft. lengths. It can also be painted to match the look and feel of your home. Then, to finish it off, choose from available ceiling mouldings.



PVC PERGOLAS

Pergolas, arbors, and trellises add distinction to any outdoor environment. Made with high quality cellular PVC and PermaCast® columns, HB&G offers high quality pergolas, arbors, and trellises. Standard and premium pergolas are available in two sizes (8' and 10') with 4-10"x8' round PermaCast® columns and a complete installation kit.



- 25 Year Warranty
- High Quality Cellular PVC and Hollow PVC
- Includes Complete Installation Kit
- Standard Pergola – Rafters 24" on Center
- Premium Pergola – Rafters 12" on Center
- Two Stock Styles – 8' and 10' – Standard and Premium
- Special Order Pergolas in Custom Sizes Also Available
- Includes 4 – 10" Round PermaCast® Columns with cap and base sets

CUSTOM PERGOLAS, ARBORS, AND TRELLISES

HB&G also offers custom Pergolas, Arbors, and Trellises manufactured by our synthetic millwork craftsmen. If you need a custom height, custom length, or a custom design, HB&G is ready to help you create an outdoor feature that fits your home and lifestyle.



Custom Arbor



Custom Trellis



FIBERGLASS PERGOLAS

- Wind load rated
- Low maintenance
- Ease of installation
- Pre-finished with engineered coating
- Will not rot, check or twist
- Hollow rafter can act as conduit for wiring
- Stability



STANDARD STOCK PERGOLAS

HB&G manufactures fiberglass pergola kits using pultrusion technology to produce the strongest yet lightest structures available with a Limited Lifetime Warranty. Our structural fiberglass

components are strong, light weight, and provide a higher level of aesthetic quality than vinyl or wood pergolas.

Our stock pergola kits are manufactured white with Spartan Tails and square or no-taper round pultruded fiberglass columns without neck moulding. Optional wind-load/deck plates are available.



PERMALITE® NO-TAPER ROUND COLUMN PERGOLA KITS

Overhead Size	Column Center Size	Column Size
12' x 12'	8' X 8'	8" X 8'
14' x 14'	10' X 10'	10" X 8'
16' x 16'	12' X 12'	10" X 8'

Standard Round Wind-Load/Deck Plate - 8"*

Standard Round Wind-Load/Deck Plate - 10"*

*Sold Separately, Deck Screws not included

PERMALITE® SQUARE COLUMN PERGOLA KITS

Overhead Size	Column Center Size	Column Size
12' x 12'	8' X 8'	8" X 8'
14' x 14'	10' X 10'	10" X 8'
16' x 16'	12' X 12'	10" X 8'


Standard Square Wind-Load/Deck Plate - 8"*

Standard Square Wind-Load/Deck Plate - 10"*

*Sold Separately, Deck Screws not included


SEMI-CUSTOM OPTIONS*

RAFTER TAIL OPTIONS



*Fan bracket also available

COLOR OPTIONS





OUTDOOR ACCESSORIES

HB&G manufactures its outdoor accessories with the same materials used in our high performance Fiberglass Pergolas. They are low maintenance, easy to install, and will not rot, check, or twist.

PRIVACY SCREENS

Add outdoor privacy with HB&G's Privacy Screens. Perfect for pool or dining areas or multi-family applications. Two standard sizes are available.

Size	Column
12' Privacy Screen	10" x 8' Square PermaLite®
24' Corner Privacy Screen	10" x 8' Square PermaLite®



ENTRY ARBOR

Formalize an entrance or dress up a garden area with HB&G's Entry Arbors. Two standard sizes are available.

Size	Column
12' x 3' Arbor with 8' Column Center	8" x 8' PermaCast® Round
12' x 3' Arbor with 8' Column Center	8" x 8' PermaLite® Square

EYEBROW / TRELLIS

Designed to complement the architecture of your home. HB&G's Eyebrow/Trellises are available in three standard sizes.

Length*		
11' Eyebrow	18' Eyebrow	20' Eyebrow
*Custom Sizes Available		



Brackets

HB&G Polyurethane Brackets provide an inexpensive and low maintenance way to dress up your home. Choose from a wide variety of styles.

Brackets can be used with either PermaPosts® or wood posts. Enjoy a low-maintenance way to add style and decor to your front porch.



Adams

H-17¼"; W-2¾"; P-13¼"
70720



Bridgeport

H-15¼"; P-15¼"
70860



Chelsea Wood

H-13¾"; P-13"
70840



Chippendale

H-14¾"; P-14¾"
70770



Drury Lane

H-12½"; P-10¼"
70890



Floral Bracket

H-13¼"; P-10"
70500



Hessian

H-15⅞"; P-15⅞"
70820



Lady Lucille

H-13¾"; W-2½"; P-9¾"
70710



Lions Gate

H-15"; P-14"
70740



Portsmouth

H-13½"; P-13½"
70810



Princess Anne

H-14½"; W-4"; P-9¼"
70610



Princess of Wales

H-19"; P-15"
70520



Roanoke House

H-16"; P-9¼"
70735



Seaside Bracket

H-11¹³/₁₆"; P-11¹³/₁₆"
70750



Smithson

H-15⅞"; P-15⅞"
70850



Victoria

H-15"; W-4"; P-9½"
70510



Sun Rays

H-12¼"; P-12¼"
70730



Townsend

H-9⅞"; W-3½"; P-6¾"
70800



Trillium

H-22⅞"; P-13¼"
70790



Saint Martin

H-14¹/₁₆"; P-12¹¹/₁₆"
70550



Seaside Centerpiece

H-5⅞"; L-20"
70760



Fleur de lis Centerpiece

H-7¹¹/₁₆"; L-24"
70725



Waverly Centerpiece

H-6"; L-20"
70880



Belle Grande Centerpiece

H-5¹⁵/₁₆"; L-24¼"
70780



Victoria Centerpiece

H-5⅞"; W-2"; L-20"
70870

• Custom cPVC brackets are also available.

Medallions

Add character to any room with HB&G's ceiling medallions. With so many styles and sizes to choose from, you can be sure to find the products that have

the look and feel your room needs. These historically accurate accents are lightweight, durable, easy to install, and virtually maintenance free.



ASHTON
NO. 79170, D 17 1/2"



QUEEN ANNE
NO. 79477, D 21"



CABOT
NO. 79450, D 44 3/4"



CHERUB
NO. 79469, D 22 3/16"



CHARLOTTE
NO. 79478, D 24"



EGG AND DART
NO. 79487, D 30 5/8"
NO. 79486, D 24"
NO. 79485, D 18 1/2"



BRISTOL
NO. 79472, D 29 3/4"
NO. 79471, D 23 3/8"
NO. 79470, D 16 1/8"



ANSLEY
NO. 79483, D 29 1/2"
NO. 79482, D 23 3/8"
NO. 79481, D 16"



BELLE MEADE
NO. 79120, D 12 1/4"



MONTGOMERY
NO. 79090, D 9 3/4"



CORNWALL
NO. 79140, D 14 3/4"



NORWICH
NO. 79455, D 31 3/8"



STRASBOURG
NO. 79475, D 27"
(2 3/8" Recessed Depth)




FLORENTINE
NO. 79465, D 28 1/2"



VENETIAN
NO. 79300, D 31"
NO. 79310, D 21 1/4"




BILTMORE
NO. 79479, D 25 3/4"
NO. 79480, D 16 1/16"



MONTICELLO
NO. 79280, D 27 7/8"
NO. 79282, D 23 3/4"



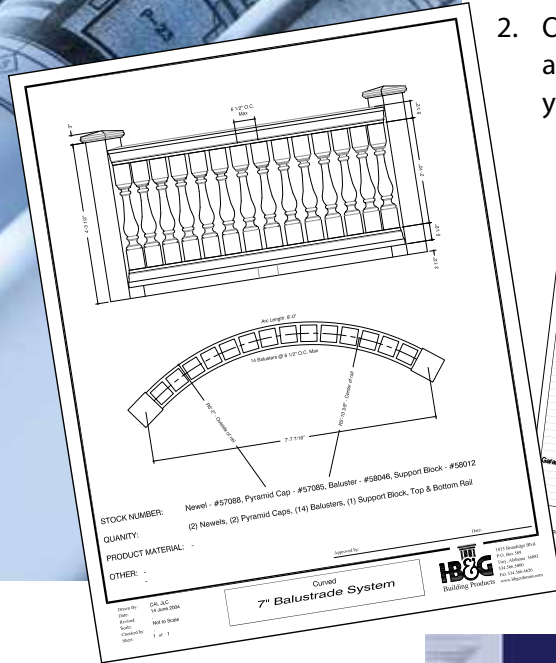
LADY SARA
NO. 79461, D 23 3/8"
NO. 79460, D 18"



Drop Off For Take Off!

HB&G's program to help you with your take offs!

1. Send your plans using one of these two methods:
 - Email your plans to hbgtakeoffs@hbgscompanies.com
 - Mail your plans to 1015 Brundige Blvd. Troy, AL 36081 Attn: Architectural Dept.
2. Once we have your plans, we will provide a detailed product list and drawings for your project.



Item	Part	Qty	Unit	Price	Total
Pool - (A1.5)	12" Round PermaCast Columns	4		48.00	192.00
Walkway - (A2.1)	12" Round Trazcon Cap & Base Sets	4		28.00	112.00
	Support Block	1		67.80	67.80
	12" Round PermaCast Columns	8		28.00	224.00
Pool Deck - (A2.2)	12" Round PermaCast Columns	8		28.00	224.00
	12" Round Trazcon Cap & Base Sets	8		28.00	224.00
New Deck - (A2.3)	12" Round PermaCast Columns	4		48.00	192.00
	12" Round Trazcon Cap & Base Sets	4		28.00	112.00
	12" Round PermaCast Columns	8		28.00	224.00
	12" Round Trazcon Cap & Base Sets	8		28.00	224.00
	Support Block	1		67.80	67.80
	12" Round PermaCast Columns	8		28.00	224.00
	12" Round Trazcon Cap & Base Sets	8		28.00	224.00
	Support Block	1		67.80	67.80
	12" Round PermaCast Columns	8		28.00	224.00
	12" Round Trazcon Cap & Base Sets	8		28.00	224.00
	Support Block	1		67.80	67.80
	12" Round PermaCast Columns	8		28.00	224.00
	12" Round Trazcon Cap & Base Sets	8		28.00	224.00
	Support Block	1		67.80	67.80
	12" Round PermaCast Columns	8		28.00	224.00
12" Round Trazcon Cap & Base Sets	8		28.00	224.00	
Support Block	1		67.80	67.80	
Total					\$24,117.45

HB&G Continuing Education Course

HB&G offers an one hour continuing education course. This course can be given as a "lunch and learn" or taken online at www.hbgcolumns.com, click on the architectural corner link. For more information contact our architectural department at 1-800-264-4HBG (4424). This course is AIA and AIBD certified.

Application Pros and Cons

Installation Time

Material	Installation Time (Hours)
Aluminum	~0.5
Fiberglass	~1.0
Wood	~2.5
Cast FRP	~1.5
Stone	~2.0
Wood	~2.5

Market Trends

New Urbanism Neighborhoods

Seaside, Argon, The Waters

HB&G Building Products, Inc.'s Product Warranties

HB&G Building Products, Inc. extends the following Limited Warranty (the "Warranty") to original purchasers of its materials and components (the "Product"). An "Original Purchaser" is a retailer, distributor, builder or supplier that purchases the Product or the first individual homeowner who purchases the Product from a retailer, distributor, builder or supplier, whether or not the Product has been installed. This Warranty is not transferable to subsequent homeowners. HB&G Building Products, Inc. warrants that the Product, when properly installed in conformance to all governing building codes, shall be free of manufacturing defects in workmanship and materials under

conditions of normal use and service. If the Product fails to perform as warranted, during the associated time periods listed below for each particular Product, as a result of defective material or workmanship and meets the criteria set forth in this Warranty, HB&G Building Products Inc. will provide replacement parts of those materials that it deems defective after its review. Installation and labor costs are NOT covered under this Warranty. Only finishes applied by the factory are covered under this Warranty. Original Purchasers must look to the warranty or warranties, if any, of the paint manufacturer associated with the paint applied to the Product for recourse as to defects or any other issue concerning applied finishes.

LIMITED WARRANTY TIME PERIODS:

- Spun Cast and Pultruded Fiberglass Columns – Limited Lifetime
- Vinyl Railing – Limited Lifetime
- Aluminum Columns – Limited Lifetime
Component – 1 Year Color Fade
- Vinyl Post Wrap – Limited Lifetime
- cPVC Column Wrap - 25 Year
- cPVC Pergola – 25 Year
- Fiberglass Pergola – Limited Lifetime
- Hollow Rafter Vinyl Pergola – Limited Lifetime
- Synthetic Porch Post - 25 Year
- cPVC Railing – 25 Year Component – 10 Year Color Fade
- cPVC Ceiling – 25 Year Component – 10 Year Color Fade
- Polyurethane Railing – 25 Year
- Polyurethane Brackets & Medallions – 10 Year
- Wood Columns – 1 Year
- Wood Turned Post – 1 Year
- Any product not specifically listed above – 1 Year

GENERAL CONDITIONS & EXCLUSIONS:

This Warranty is not transferable and it is subject to the following general conditions and exclusions described below:

What is not covered:

There are certain conditions or applications over which HB&G Building Products Inc. has no control. This Warranty does not cover defects or problems as a result of such conditions or applications, including, but not limited to the following:

- Damage caused by improper installation, use, applications or maintenance.
- Damage caused by environmental conditions or use that exceeds design standards.
- Damage caused by accidents, Acts of God, abuse, vandalism, animal activity or any other external force.
- Damage resulting from mishandling in transit.
- Damages resulting from the failure to apply a finish to any unfinished Product.
- Damages caused by lack of routine maintenance, including, but not limited to painting the product as needed.

GENERAL CONDITIONS & EXCLUSIONS:

What is not covered:

- Installations that are not compliant with all governing building codes.
- Modifications to the column, such as splitting the column, by anyone, including but not limited to a retailer, distributor, builder, or supplier.
- Normal weathering, chalking, fading, mildew buildup, or the effects of atmospheric pollutants or sea spray.
- Non-Factory Applied finishes, applied sealants or caulking.
- Installation or labor costs.
- Improper Installation, including but not limited to Installation in violation of building codes.
- Any product not manufactured by HB&G Building Products, Inc.
- Damage or distortion to the Product caused by twisting, bowing or other movement of the structure to which the Product is attached.
- Color matching of the Product material and any other HB&G Building Products, Inc. material.

HB&G Building Products, Inc., makes no other express warranties, oral or written. By purchasing or using the Product, you agree that you are not relying on any oral statements made by anyone. HB&G Building Products Inc.'s liability shall be limited in all instances to the remedy provided above; that is, the remedy stated above is your sole and exclusive remedy. HB&G Building Products, Inc. shall not be responsible for incidental or consequential damages relating to your purchase or use of the Product.

STATUTE OF LIMITATIONS:

No action arising out of any claimed breach of this agreement by seller may be brought by buyer more than ninety (90) days after the cause of action has arisen.

RIGHTS MAY VARY BY STATE:

This warranty gives you specific legal rights and you may have other rights, which vary from state to state. Some states do not allow the exclusions or limitations of incidental or consequential damages, so the above limitations or exclusions may not apply to you.

This warranty is only applicable in the United States & Canada.



HB&G products can be purchased from:



www.fsc.org

MIX

Paper from responsible sources

FSC® C103525



1015 Brundidge Blvd.

Troy, AL 36081

www.hbgcolumns.com

1-800-264-4HBG (4424)